


# 3<sup>rd</sup> Inflammatory Skin Disease Summit

The Translational Revolution

December 12-15, 2018  
Aula der Wissenschaften, Vienna, Austria



## FINAL PROGRAM

Provided by the Austrian Academy of Sciences

**ÖAW**  
AUSTRIAN  
ACADEMY OF  
SCIENCES

[www.isds2018.org](http://www.isds2018.org)



# Table of Contents

WELCOMING WORDS	2
GENERAL INFORMATION	3
CONGRESS VENUE	4
REGISTRATION	8
NETWORKING EVENTS	9
SCIENTIFIC PROGRAM INFORMATION	10
SCIENTIFIC PROGRAM	14
ACCEPTED ABSTRACTS	22
INDUSTRY SUPPORTED SESSIONS	52
SPONSORS & EXHIBITORS	61



## Welcoming Words

Over the last few decades, biomedical research has unraveled a plethora of pathophysiological steps putatively important for human disease development. But it was only in the last few years that a broader translation from basic research efforts to clinical medicine has indeed occurred. This was largely made possible by the close cooperation of basic researchers and clinical investigators, aiming at the development of truly effective therapeutics. Inflammatory skin diseases such as psoriasis and atopic dermatitis serve as an example of this successful bench-to-bedside approach. Currently, more and more therapies are approved as a result of this scientific approach, and many more are on their way.

Nevertheless, a stand-alone meeting in which inflammatory skin diseases and the translational revolution that we are currently experiencing take center stage has been lacking. After two very successful meetings in Vienna in 2014 and in New York City in 2016, we have again taken upon the task of organizing such an important meeting in order to continue this path of therapeutic revolution and extend to other inflammatory skin diseases. We want to discuss new concepts and new developments in the field of inflammatory skin diseases and to devise and explore new therapeutic strategies.

We want to thank all participants who have decided to join us for what we hope will be a scientifically most stimulating event, all invited speakers and poster presenters for sharing their work with us, our generous sponsors, and all the helping hands making this meeting possible. We would also like to thank the Austrian Academy of Sciences for her patronage.

We very much hope that you will enjoy this symposium in the heart of Vienna!

With kind regards,

Emma Guttman-Yassky, MD, PhD

James G. Krueger, MD, PhD

Georg Stingl, MD

Patrick M. Brunner, MD, MSc



## General Information

### ORGANIZING COMMITTEE

#### **Emma Guttman-Yassky, MD, PhD**

Professor and Vice-Chair  
Department of Dermatology  
Icahn School of Medicine at  
Mount Sinai  
New York, NY, USA

#### **Georg Stingl, MD**

Professor  
Department of Dermatology  
Medical University of Vienna  
Vienna, Austria

#### **James G. Krueger, MD, PhD**

Director  
Milstein Medical Research Program  
Senior Attending Physician  
D. Martin Carter Professor in Clinical  
Investigation  
Laboratory for Investigative Dermatology  
The Rockefeller University  
New York, NY, USA

#### **Patrick M. Brunner, MD, MSc**

Associate Professor  
Department of Dermatology  
Medical University of Vienna  
Vienna, Austria

## General Organization

SCIENTIFIC SECRETARIAT, REGISTRATION, HOTEL AND SPONSORSHIP  
INCL. COMMERCIAL EXHIBITION



#### **Mondial Congress & Events**

Operngasse 20b  
1040 Vienna, Austria  
Phone: +43 1 58804 - 0  
Email: [isds2018@mondial-congress.com](mailto:isds2018@mondial-congress.com)

## Congress Venue

Aula der Wissenschaften  
Wollzeile 27a  
A-1010 Vienna, Austria  
[www.aula-wien.at/en](http://www.aula-wien.at/en)

### WIFI

Free WIFI is available throughout the congress area.

**Network name: ISDS2018**  
**No password required**

## How to get to the Meeting

### PUBLIC TRANSPORTATION

Public transport in Vienna is very well developed, clean and safe and moreover the fastest way of commuting in the city center. Therefore we recommend to go by underground or tram.

- Underground U3 – Station 'Stubentor' (3 min)
- Underground U1 or U3 – Station 'Stephansplatz' (7 min)
- Underground U1 or U4 – Station 'Schwedenplatz' (7 min)
- Tram no. 2 – Station 'Stubentor' (3 min)

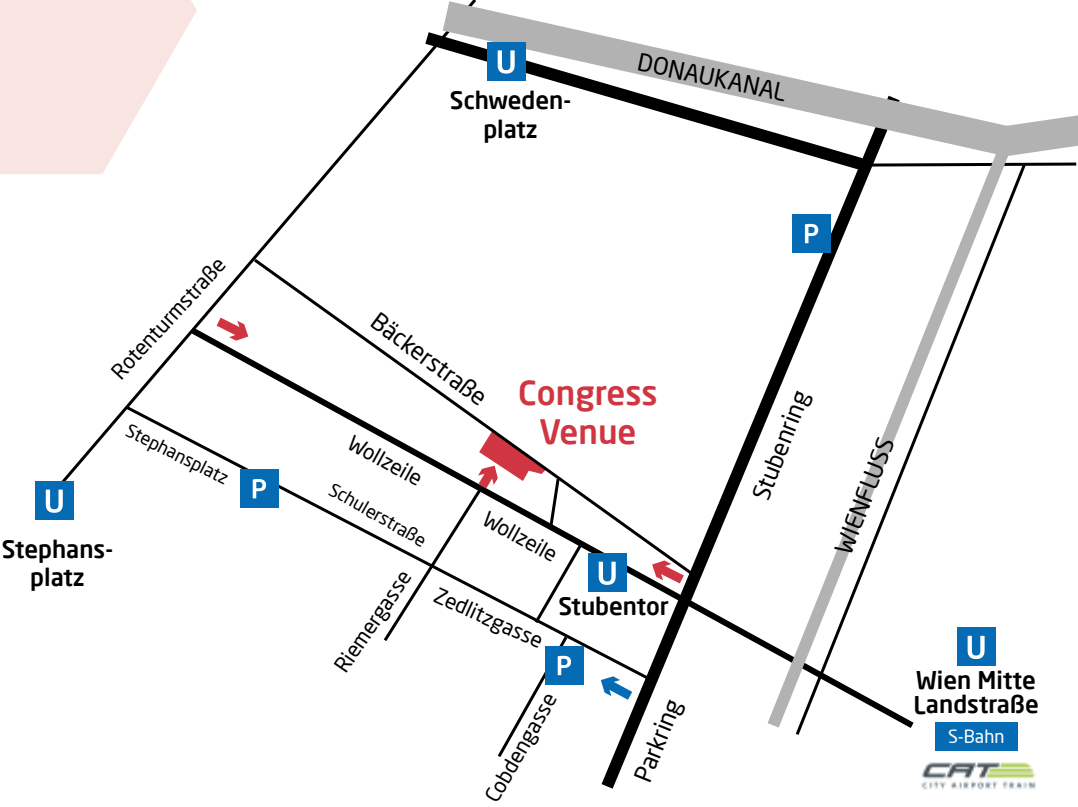
More information about public transport on [www.wienerlinien.at](http://www.wienerlinien.at).

### PARKING

Since parking near the congress venue is generally short-term, it is highly advisable to use a public parking garage in the area.

Garage Cobdengasse	Cobdengasse 2 1010 Vienna
Georg Cochplatz Tiefgarage	Georg Cochplatz 4 1010 Vienna
Parkhaus City	Stephansplatz/Schulerstraße 1010 Vienna

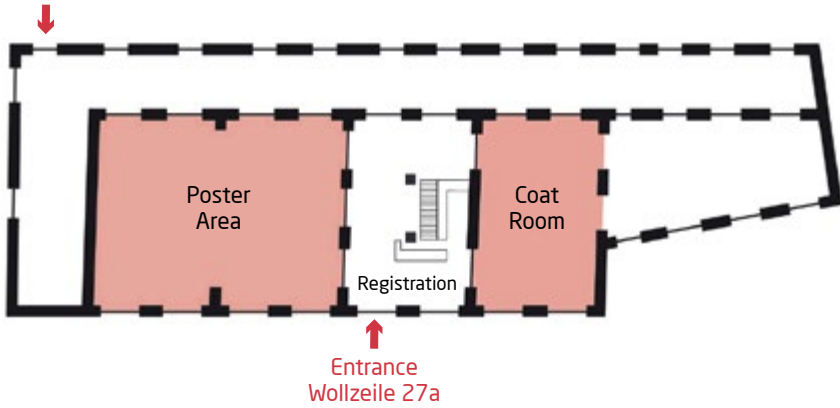




# Congress Venue

## GROUND FLOOR

Entrance Bäckerstraße 20  
(open only Wed., Dec. 12, 2018)

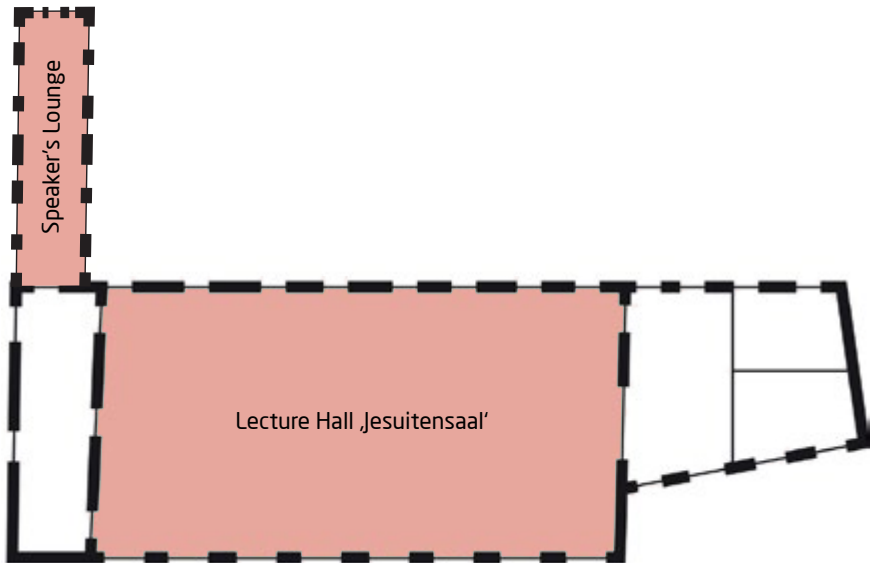


## FIRST FLOOR



# Congress Venue

## SECOND FLOOR



## Registration

The registration area is located in the entry hall on the ground floor. The meeting staff will be pleased to help you with any inquiries. Please do not hesitate to approach the team members if there is anything they can do to make your stay more enjoyable.

### REGISTRATION DESK HOURS

- Wednesday, December 12, 2018 14:00 – 19:00
- Thursday, December 13, 2018 08:00 – 17:30
- Friday, December 14, 2018 08:00 – 17:30
- Saturday, December 15, 2018 07:30 – 14:30

### ONSITE REGISTRATION FEES

Registration Fee	€ 550
Students* / Residents & Fellows**	€ 300

\* *Student Fee: Students need to provide a copy of their valid Student ID when registering; otherwise student registration will not be accepted.*

\*\* *Residents/Fellows: In order to verify your status, written confirmation from your hospital/institution is required, otherwise regular admission will apply.*

### THE REGISTRATION FEE INCLUDES:

- Participation in the scientific program (incl. industry sessions)
- Congress materials (bag, final program, name badge)
- Food & Beverages during congress opening hours
- Attendance at Welcome Reception & Poster Viewing on Wednesday, December 12, 2018
- Admission to the exhibition area

### PAYMENT DETAILS

Please note that all onsite payments need to be made by credit card (Visa, MasterCard, American Express, Diners will be accepted) or in cash in Euro (€) only. We cannot accept traveller's checks, other credit cards, Euro checks or other currencies.

### CME ACCREDITATION

The 3<sup>rd</sup> Inflammatory Skin Disease Summit has been accredited by the European Accreditation Council for Continuing Medical Education (EACCME®) with 14 European CME credits (ECMEC®s). Each medical specialist should claim only those hours of credit that he/she actually spent in the educational activity.



# Official Networking Events & Catering during the Conference

## WELCOME RECEPTION & POSTER VIEWING

**Date and Time:** Wednesday, December 12, 2018 | 18:30 – 21:00

**Location:** Congress Venue - Aula der Wissenschaften,  
Poster Areas (Ground Floor & First Floor)

## OFFICIAL NETWORKING EVENING

**Date and Time:** Thursday, December 13, 2018 | 19:00

**Location:** Augustinerkeller  
Augustinerstraße 1, 1010 Vienna

Admission to the Official Networking Evening is € 30 per person.

Tickets for this event need to be purchased beforehand via our website, or at the registration desk at the conference site.

The Augustinerkeller can be reached from the conference venue in just a 15 minute stroll through the city center. No bus transfer will be provided.

## BREAKFAST, COFFEE BREAKS AND LUNCH

Will be provided in the morning, during the respective breaks and in industry supported symposia.

The official catering area is located on the first floor.

# Scientific Program Information

## OPENING HOURS - SPEAKERS' LOUNGE

The Speakers' Lounge is located on the second floor, next to the lecture hall. The hours of operation are as follows:

- Wednesday, December 12, 2018 14:00 – 18:30
- Thursday, December 13, 2018 07:30 – 17:30
- Friday, December 14, 2018 07:30 – 18:00
- Saturday, December 15, 2018 07:00 – 13:30

## PRESENTATION GUIDELINES

1. Speakers are required to provide their USB drives containing their PowerPoint presentation to the AV technician in the Speaker's Lounge on the second floor at least two hours prior to the start of the respective session. For sessions starting in the morning, the PowerPoint should be delivered the previous day. We strongly encourage you not to bring your own laptop. Presentation should be on USB.
2. Please locate the session prior to your presentation time and be there at least 15 minutes before the start of the session.
3. Speakers can view/check their PowerPoint presentations at the Speakers' Lounge

## SESSION CHAIR GUIDELINES

Please locate the session room in due time and be there at least 15 minutes prior to the start of the session. Please make sure that speakers strictly stick to the time schedule.

## POSTERS

The poster areas are located on two floors. Each poster will be displayed for the entire duration of the summit. Posters have to be mounted on Wednesday, December 12, 2018 before 16:00. Please attach the poster to the board with the corresponding poster placement number and remove it on Saturday, December 15, 2018 until 14:30.

## ABSTRACT BOOK

A printed abstract book will be provided in your congress bag. Moreover, the abstracts will be published in 'Experimental Dermatology'.

## TRAVEL FELLOWSHIPS

Travel Fellowships are paid in cash in EUR and need to be picked up personally at the registration desk.



## Invited Speakers

**Masayuki Amagai, MD, PhD**

Professor  
Department of Dermatology  
Keio University  
Tokyo, Japan

**Thomas Bieber, MD, PhD, MDRA**

Professor and Chair  
Department of Dermatology and Allergy  
University Hospital Bonn  
Bonn, Germany

**Bruce Bochner, MD**

Professor  
Northwestern University Feinberg School  
of Medicine  
Chicago, IL, United States

**Patrick Brunner, MD, MSc**

Associate Professor  
Medical University of Vienna  
Vienna, Austria

**Jean-Laurent Casanova, MD, PhD**

Professor  
The Rockefeller University  
New York, NY, United States

**Rachael Clark, MD, PhD**

Associate Professor  
Brigham & Women's Hospital, Harvard  
Medical School  
Boston, MA, United States

**Christophe Dupont, MD, PhD**

Professor  
Hôpital Necker-Enfants malades  
Dept. of Pediatric Gastroenterology,  
Hepatology and Nutrition  
Université Paris Descartes  
Paris, France

**Massimo Gadina, MD, PhD**

Director  
Office of Science and Technology  
NIH/National Institute of Arthritis,  
Musculoskeletal & Skin Diseases  
Bethesda, MD, United States

**Richard Gallo, MD, PhD**

Professor and Chair  
Department of Dermatology  
University Of California  
San Diego, CA, United States

**Joel Gelfand, MD, MSCE**

Professor  
University of Pennsylvania  
Perelman School of Medicine  
Philadelphia, PA, United States

**Michel Gilliet, MD**

Professor and Chair  
Department of Dermatology  
Lausanne University Hospital (CHUV)  
Lausanne, Switzerland

**Emma Guttman-Yassky, MD, PhD**

Professor and Vice-Chair  
Departement of Dermatology  
Icahn School of Medicine at Mount Sinai  
New York, NY, United States

**John Harris, MD, PhD**

Associate Professor  
Dpt. of Medicine,  
Dermatology Division  
University of Massachusetts  
Medical School  
Worcester, MA, United States

**Alan Irvine, MD, DSc**

Professor  
Trinity College Dublin  
Dublin, Ireland

**Kenji Kabashima, MD, PhD**

Professor and Chair  
Department of Dermatology  
Kyoto University  
Kyoto, Japan

**James Krueger, MD, PhD**

Professor  
Laboratory for Investigative Dermatology  
The Rockefeller University  
New York, NY, United States

**Vijay Kumar Kuchroo, MD, DVM, PhD**

Professor  
Brigham & Women's Hospital,  
Harvard Medical School  
Boston, MA, United States

**Thomas Kupper, MD**

Head of the Department of Dermatology  
Brigham & Women's Hospital, Harvard  
Medical School  
Boston, MA, United States

**Graham Ogg, MD**

Professor  
MRC Human Immunology Unit Oxford Uni-  
versity Hospitals NHS Foundation Trust  
Oxford, United Kingdom

**Amy S. Paller, MD**

Professor and Chair  
Department of Dermatology  
Northwestern University  
Feinberg School of Medicine  
Chicago, IL, United States

**Virginia Pascual, MD**

Director  
Drukker Institute for Children's Health at  
Weill Cornell Medicine  
New York, NY, United States

**Ralf Paus, MD**

Professor  
Division of Musculoskeletal &  
Dermatological Sciences  
The University of Manchester  
Manchester, United Kingdom

**Kristian Reich, MD**

Professor  
Director JeruCON GmbH  
Hamburg, Germany

**Eli Sprecher, MD, PhD**

Professor and Director  
Department of Dermatology  
Tel Aviv Sourasky Medical Center  
Tel Aviv, Israel

**Martin Steinhoff, MD**

Professor  
Department of Dermatology and Venerology  
Hamad Medical Corporation  
Medical School  
Qatar University  
Doha, Qatar

**Georg Stingl, MD**

Professor  
Department of Dermatology  
Medical University of Vienna  
Vienna, Austria

**Ruth Ann Vleugels, MD, MPH**

Associate Professor  
Harvard Medical School  
Boston, MA, United States



## SESSION CHAIRS

**Tove Agner** (Copenhagen, Denmark)  
**Daniel Aletaha** (Vienna, Austria)  
**Matthias Augustin** (Hamburg, Germany)  
**Zuhair Ballas** (Iowa City, IA, USA)  
**Robert Bissonnette** (Montreal, Canada)  
**Patrick M. Brunner** (Vienna, Austria)  
**Michael Detmar** (Zurich, Switzerland)  
**Adelheid Elbe-Bürger** (Vienna, Austria)  
**James T. Elder** (Ann Arbor, Michigan, USA)  
**Stefanie Eyerich** (Munich, Germany)  
**Amos Gilhar** (Haifa, Israel)  
**Emma Guttman-Yassky** (New York, NY, USA)  
**DirkJan Hijnen** (Rotterdam, Netherlands)  
**Alain Hovnanian** (Paris, France)  
**Sylvia Knapp** (Vienna, Austria)  
**Donald Leung** (Denver, CO, USA)  
**Thomas Luger** (Münster, Germany)  
**Luis Puig** (Barcelona, Spain)  
**Matthias Schmuth** (Innsbruck, Austria)  
**Erwin Tschachler** (Vienna, Austria)  
**Stephan Weidinger** (Kiel, Germany)  
**Peter Wolf** (Graz, Austria)

## ORAL ABSTRACT PRESENTERS

**Daphne Bakker** (Utrecht, Netherlands)  
**Anna Berekmeri** (Leeds, United Kingdom)  
**Robert Bissonnette** (Montreal, Canada)  
**Ian M. Catlett** (Princeton, NJ, USA)  
**Tali Czarnowicki** (New York, NY, USA)  
**Ester Del Duca** (New York, NY, USA)  
**Liv Eidsmo** (Stockholm, Sweden)  
**Seth Forman** (Tampa, FL, USA)  
**Mayumi Fujita** (Aurora, CO, USA)  
**Johann Gudjonsson** (Ann Arbor, MI, USA)  
**Emma Guttman-Yassky** (New York, NY, USA)  
**Moayed Hamza** (Dublin, Ireland)  
**Richard Langley** (Halifax, Canada)  
**Tomoko Maeda-Chubachi**  
 (Morrisville, NC, USA)  
**Brian Nickoloff** (Indianapolis, IN, USA)  
**Johanna Strobl** (Vienna, Austria)  
**Anna Tallman** (New York, NY, USA)  
**Claudia Traidl-Hoffmann**  
 (Augsburg, Germany)  
**Marc Vocanson** (Lyon, France)  
**Nicole Ward** (Cleveland, OH, USA)  
**Christina Zielinski** (Munich, Germany)

# Scientific Program

WEDNESDAY, DECEMBER 12, 2018

14.00

## REGISTRATION OPENS

### Opening

*Chairs:* Emma Guttman-Yassky (New York, NY, USA),  
Patrick M. Brunner (Vienna, Austria)

16.00 - 16.10

### Welcome address

16.10 - 16.35

### Setting the stage - Historic perspectives

*Georg Stingl (Vienna, Austria)*

16.35 - 17.00

### Setting the stage - The translational revolution in inflammatory skin diseases

*James G. Krueger (New York, NY, USA)*

17.00 - 17.30

### Two sides of Th17 cells in autoimmunity and tissue homeostasis

*Vijay Kuchroo (Boston, MA, USA)*

17.30 - 18.30

### Oral presentations from selected abstracts

*Chairs:* Erwin Tschachler (Vienna, Austria), Luis Puig (Barcelona, Spain)

**#125:** Selective oral JAK3 and TYK2/JAK1 kinase inhibitors both demonstrate significant hair-growth compared to placebo and improvement of hair-associated keratins in patients with moderate-to-severe Alopecia Areata

*Emma Guttman-Yassky (New York, NY, USA)*

**#130:** A selective inhibitor of TYK2, BMS-986165, improves molecular, cellular, and clinical biomarkers associated with efficacy in moderate-to-severe psoriasis

*Ian M. Catlett (Princeton, NJ, USA)*

**#86:** A Phase 2A, randomised, double-blind, placebo-controlled study to evaluate efficacy and safety of PF-06700841 in patients with moderate-to-severe plaque psoriasis

*Seth Forman (Tampa, FL, USA)*



**#123: New innovative approach combining comparative transcriptomics from three unique psoriasis models to identify predictive PsA biomarkers**

*Johann Gudjonsson (Ann Arbor, MI, USA)*

**#LB 4 Guselkumab demonstrates superior long-term responses to secukinumab at Week48 in the treatment of moderate to severe psoriasis: Results from the ECLIPSE trial**

*Richard Langley (Halifax, Canada)*

**18.30 - 21.00** Poster viewing and networking

## THURSDAY, DECEMBER 13, 2018

**08.00 - 08.30** REGISTRATION & BREAKFAST

### Morning lectures

*Chairs: Sylvia Knapp (Vienna, Austria), Michael Detmar (Zurich, Switzerland)*

**08.30 - 09.00** A perspective of dendritic cells in inflammatory skin diseases

*Thomas Bieber (Bonn, Germany)*

**09.00 - 09.30** Resident T cells in health and disease

*Rachael Clark (Boston, MA, USA)*

**09.30 - 10.00** T cell subsets across inflammation and cancer

*Thomas S. Kupper (Boston, MA, USA)*

**10.00 - 10.30** Innate lymphoid cells in health and disease

*Graham Ogg (Oxford, United Kingdom)*

**10.30 - 10.45** Oral presentations from selected abstracts

**#112 Resident T cells trigger disease-associated tissue responses that stratify clinical outcome in human psoriasis**

*Liv Eidsmo (Stockholm, Sweden)*

**10.45 - 11.00** BREAK

**11.00 - 12.30** Lunch symposium

*Supported by Eli Lilly (see page 52)*

**12.30 - 13.00** BREAK

## Afternoon lectures

*Chairs:* Donald Leung (Denver, CO, USA), Stefanie Eyerich (Munich, Germany)

### 13.00 - 14.00 Oral presentations from selected abstracts

**#138 Blood endotyping distinguishes the profile of vitiligo from other inflammatory and autoimmune skin diseases**  
*Tali Czarnowicki (New York, NY, USA)*

**#102 Low-input RNA sequencing reveals survival program of human skin-resident T cells during complete myeloablation**  
*Johanna Strobl (Vienna, Austria)*

**#78 A critical role for IL-37 in regulatory T cell maintenance and CD4+ T cell inhibition**  
*Mayumi Fujita (Aurora, CO, USA)*

**#70 KLK6-PAR1 signaling drives psoriasiform manifestations in skin and bone and blockade of PAR1 in explanted psoriasis patient skin decreases key psoriasis transcripts**  
*Nicole Ward (Cleveland, OH, USA)*

### 14.00 - 14.30 Protective immunity and immunodeficiencies

*Jean-Laurent Casanova (New York, NY, USA)*

### 14.30 - 15.00 Genetics of inflammatory skin diseases

*Eli Sprecher (Tel Aviv, Israel)*

### 15.00 - 15.30 COFFEE BREAK

*Chairs:* Dirkjan Hijnen (Rotterdam, The Netherlands),  
Adelheid Elbe-Bürger (Vienna, Austria)

### 15.30 - 16.00 Janus kinases in inflammation

*Massimo Gadina (Bethesda, MD, USA) on behalf of  
John O'Shea (Bethesda, MD, USA)*

### 16.00 - 16.30 Visualization of skin inflammation and resulting immunologic concepts

*Kenji Kabashima (Kyoto, Japan)*

### 16.30 - 17.00 The microbiome and therapeutic implications

*Richard Gallo (San Diego, CA, USA)*



**17.00 - 17.30**

Oral presentations from selected abstracts

**#74 Triple correlation between skin microbiome, skin barrier and immune gene expression pathways in atopic dermatitis**  
*Claudia Traidl-Hoffmann (Augsburg, Germany)*

**#45 Baseline inflammatory biomarker profiles and clinical heterogeneity of adult patients with moderate-to-severe atopic dermatitis inadequately controlled by topical corticosteroids**  
*Brian Nickoloff (Indianapolis, IN, USA)*

**19.00**

Official Networking Evening (Augustinerkeller)

## FRIDAY, DECEMBER 14, 2018

**08.00 - 08.30**      **REGISTRATION & BREAKFAST**

**08.30 - 09.30**      **Breakfast symposium**  
Supported by Janssen (see page 53)

**09.30 - 09.45**      **BREAK**

### Morning lectures

*Chairs:*                      *Stephan Weidinger (Kiel, Germany), James T. Elder (Ann Arbor, MI, USA)*

**09.45 - 10.15**      **How to perform successful clinical trials in inflammatory skin diseases**  
*Kristian Reich (Hamburg, Germany)*

**10.15 - 10.45**      **Framing psoriasis**  
*James G. Krueger (New York, NY, USA)*

**10.45 - 11.15**      **Autoantigens in psoriasis**  
*Michel Gilliet (Lausanne, Switzerland)*

**11.15 - 11.45**      **Impact of immune targeted therapy on cardiovascular risk: The psoriasis model**  
*Joel Gelfand (Philadelphia, PA, USA)*

**11.45 - 12.00**      **BREAK**

**12.00 - 13.30**      **Lunch symposium**  
Supported by Pfizer (see page 56)

**13.30 - 13.45**      **BREAK**

### Afternoon lectures

*Chairs:*                      *Matthias Schmuth (Innsbruck, Austria),  
Zuhair Ballas (Iowa City, IA, USA)*

**13.45 - 14.15**      **Inflammatory profile of atopic dermatitis and cytokine targeted treatments**  
*Emma Guttman-Yassky (New York, NY, USA)*

**14.15 - 14.45**      **Barrier defects in atopic dermatitis and prevention strategies**  
*Alan Irvine (Dublin, Ireland)*

**14.45 - 15.15**      **Atopic dermatitis at disease onset**  
*Patrick M. Brunner (Vienna, Austria)*



**15.15 - 15.45**

**Adopting Orphan Ichthyoses:  
New Focus for Inflammatory Skin Research**  
*Amy S. Paller (Chicago, IL, USA)*

**15.45 - 16.15****COFFEE BREAK***Chairs:**Alain Hovnanian (Paris, France), Tove Agner (Copenhagen, Denmark)***16.15 - 16.45**

**Epicutaneous antigen desensitization**  
*Christophe Dupont (Paris, France)*

**16.45 - 17.15**

**Peripheral tolerance to autoimmune target in pemphigus**  
*Masayuki Amagai (Tokyo, Japan)*

**17.15 - 18.05****Oral presentations from selected abstracts**

**#48 Conjunctival inflammation and loss of goblet cells in atopic dermatitis patients treated with dupilumab in daily practice**  
*Daphne Bakker (Utrecht, Netherlands)*

**#90 Proteomics analysis shows that non-invasive epidermal sampling is a robust diagnostic approach for inflammatory skin diseases**  
*Anna Berekmeri (Leeds, United Kingdom)*

**#67 Major differences in expression of inflammatory products in skin from different body sites of healthy individuals**  
*Ester Del Duca (New York, NY, USA)*

**#21 Sodium chloride is an ionic checkpoint for human Th2 cell responses and shapes the atopic skin microenvironment**  
*Christina Zielinski (Munich, Germany)*

## SATURDAY, DECEMBER 15, 2018

07.30 - 08.00 REGISTRATION &amp; BREAKFAST

08.00 - 09.30 Breakfast symposium  
Supported by Sanofi Genzyme (see page 57)

09.30 - 09.45 BREAK

**Morning lectures**

*Chairs:* Amos Gilhar (Haifa, Israel), Thomas Luger (Münster, Germany)

09.45 - 10.00 Oral presentations from selected abstracts  
#120 Massive expansion of drug-specific, clonotypic and polyclonal CD8+ T cells in Toxic Epidermal Necrolysis  
Marc Vocanson (Lyon, France)

10.00 - 10.30 Alopecia areata  
Ralf Paus (Manchester, UK)

10.30 - 11.00 Acne & Rosacea  
Martin Steinhoff (Dublin, Ireland)

11.00 - 11.30 Vitiligo  
John Harris (Worcester, MA, USA)

11.30 - 12.00 LUNCH BREAK

**Afternoon lectures**

*Chairs:* Peter Wolf (Graz, Austria), Daniel Aletaha (Vienna, Austria)

12.00 - 12.30 Eosinophilic disorders  
Bruce Bochner (Chicago, IL, USA)

12.30 - 13.00 Adding new pieces to the old Lupus puzzle  
Virginia Pascual (New York, NY, USA)

13.00 - 13.30 Dermatomyositis  
Ruth Ann Vleugels (Boston, MA, USA)



*Chairs:* Robert Bissonnette (Montreal, Canada),  
Matthias Augustin (Hamburg, Germany)

**13.30 - 14.20** Oral presentations from selected abstracts

**#117 Early Improvement in Pruritus and Reduction in Clinical Signs in a Phase 2a Mechanism of Action Study of Crisaborole in Mild to Moderate Atopic Dermatitis**

*Robert Bissonnette (Montreal, Canada)*

**#30 A Topical Nitric Oxide-Releasing Cream SB414: Results of a Phase 1b Double-Blind, Randomized, Vehicle-Controlled Study in Patients with Mild-to-Moderate Atopic Dermatitis**

*Tomoko Maeda-Chubachi (Morrisville, NC, USA)*

**#88 Topical DS107 for the treatment of mild-to-moderate Atopic Dermatitis: Results from ADVANTAGE, an 8 week phase 2b randomized, double-blind, vehicle-controlled study**

*Moayed Hamza (Dublin, Ireland)*

**#103 Cerdulatinib (DMVT-502), a novel, topical dual Janus kinase/spleen tyrosine kinase inhibitor, improves the cellular and molecular cutaneous signature in patients with atopic dermatitis**

*Anna Tallman (New York, NY, USA)*

**14.20 - 14.30** Closing session

## Accepted Abstracts

All abstracts will be published in 'Experimental Dermatology' (see printed abstract book in your meeting bag).

- 1 Apoptosis regulating proteins: bcl-2, p53 and caspase-3 expression in psoriasis**  
Debdeep Mitra<sup>1</sup>  
*<sup>1</sup>Department of Dermatology, Base Hospital Delhi Cantt, New Delhi, India*
- 2 Cytokine gene polymorphisms and their relation with NFκB Expression and Histopathological Features in Psoriasis**  
Debdeep Mitra<sup>1</sup>  
*<sup>1</sup>Department of Dermatology, Base Hospital Delhi Cantt, New Delhi, India*
- 3 Interleukin 31 gene expression in laboratory controlled mast cells under the influence of Interleukin 33 and Interleukin 4: Clinical implication in patients with atopic dermatitis**  
Barnali Mitra<sup>1</sup>  
*<sup>1</sup>Department of Pediatrics, Base Hospital Delhi Cantt, New Delhi, India*
- 4 Double-Blind, Placebo- Controlled, Randomized Study Comparing 0.0003% Calcitriol ointment with 1% Pimecrolimus cream for the Treatment of Pityriasis Alba**  
Debdeep Mitra<sup>1</sup>  
*<sup>1</sup>Department of Dermatology Base Hospital Delhi Cantt , New Delhi, India*
- 5 A Randomized Controlled Trial of Anti-TNF alpha Bio-similar Adalimumab versus Prednisolone in the Management of Leprosy Patients with New Type 1 Lepra Reaction**  
Debdeep Mitra<sup>1</sup>  
*<sup>1</sup>Department of Dermatology, Base Hospital Delhi Cantt, New Delhi, India*
- 6 A randomized, double-blind, placebo-controlled study of monoclonal Anti-IgE antibody Omalizumab in the management of pruritus in chronic spontaneous urticaria in the pediatric population**  
Barnali Mitra<sup>1</sup>  
*<sup>1</sup>Department of Pediatrics, Base Hospital Delhi Cantt, New Delhi, India*



- 7** **Development of a multi-gene expression profile for recurrence risk prediction in cutaneous squamous cell carcinoma**  
Aaron Farberg<sup>1</sup>, Ashley Wysong<sup>2</sup>, Jason Newman<sup>3</sup>, Kyle Covington<sup>4</sup>, Kristen Plasseraud<sup>4</sup>, Robert Cook<sup>4</sup>, Chrysalyne Schmults<sup>5</sup>, Sarah Arron<sup>6</sup>  
<sup>1</sup>*Icahn School of Medicine At Mount Sinai, New York, USA*, <sup>2</sup>*University of Nebraska, Omaha, USA*, <sup>3</sup>*University of Pennsylvania Health System, Philadelphia, USA*, <sup>4</sup>*Castle Biosciences, Inc., Friendswood, USA*, <sup>5</sup>*Brigham and Women's Hospital, Boston, USA*, <sup>6</sup>*University of California San Francisco, San Francisco, USA*
- 8** **Sweet's Syndrome Presenting as Disseminated Herpes Zoster**  
Ellie Choi<sup>1</sup>, Chris Tan<sup>1</sup>  
<sup>1</sup>*National University Hospital, Singapore, Singapore*
- 9** **HY209 ameliorates atopic dermatitis by attenuating TSLP expression in mice**  
Youn-Hee Kim<sup>3,4,5</sup>, Aziz Ghaderpour<sup>1,2</sup>, Hai-Chon Lee<sup>1</sup>, Bong Jik Kim<sup>1</sup>, Hyunmi Park<sup>1</sup>, Hae Jung Kim<sup>1</sup>, Hyun-Woo Kim<sup>1</sup>, Min-Jeong Yi<sup>1</sup>, Sung Su Kim<sup>1</sup>, Seung-Yong Seong<sup>1,2,3,4,5</sup>  
<sup>1</sup>*Wide River Institute of Immunology, Seoul National University, Hongcheon, South Korea*, <sup>2</sup>*Department of Biomedical Sciences, Seoul National University College of Medicine, Seoul, South Korea*, <sup>3</sup>*Department of Microbiology and Immunology, Seoul National University College of Medicine, Seoul, South Korea*, <sup>4</sup>*Clinical Research Institute, Seoul National University Hospital, Seoul, South Korea*, <sup>5</sup>*Shaperon co., Seoul, South Korea*
- 10** **Comorbidity of pustular psoriasis and bullous pemphigoid: a case report and review of the literature**  
Christine Brägelmann<sup>1</sup>, Dennis Niebel<sup>1</sup>, Jörg Wenzel<sup>1</sup>, Thomas Bieber<sup>1</sup>  
<sup>1</sup>*Clinic and Policlinic for Dermatology and Allergology, University of Bonn, Germany*
- 11** **Extracts of Mimosine Free Plant Cell Culture (*Mimosa Pudica* sp.) Exhibit Anti-Inflammatory Activities And Inhibit Th2 Responses In Vitro**  
Christine Libon<sup>1</sup>, Nicolas Steward<sup>1</sup>, Eng Adrien Cousy<sup>1</sup>, Jérôme Rouquet<sup>1</sup>, Claire Issac<sup>1</sup>, Antonio Grondin, Martine Maitre<sup>1</sup>, Yves Brunel<sup>1</sup>, Alain Latil<sup>1</sup>, Thien Nguyen<sup>1</sup>  
<sup>1</sup>*Pierre Fabre Research Institute, Toulouse, France*
- 12** **Lupus and Leprosy "The Great Imitator"**  
Ahmed Abd-Elbary<sup>1</sup>, Shaimaa Shoela  
<sup>1</sup>*Alexandria Faculty Of Medicine, Alexandria, Egypt*

- 13 Neutrophils contribute to vasculitis by increased release of Neutrophil Extracellular Traps in Behçet's Disease**  
Rémi Safi<sup>1</sup>, Romy Kallas<sup>2</sup>, Tara Bardawil<sup>3</sup>, Carl Joe Mehanna<sup>4</sup>, Ossama Abbas<sup>3</sup>, Rola Hamam<sup>4</sup>, Imad Uthman<sup>2</sup>, Abdul-Ghani Kibbi<sup>3</sup>, Dany Nassar<sup>1,3,5</sup>  
<sup>1</sup>Department of Anatomy, Cell Biology and Physiological Science, American University of Beirut, Beirut, Lebanon, <sup>2</sup>Division of Rheumatology, Department of Internal Medicine, American University of Beirut Medical Center, Beirut, Lebanon., <sup>3</sup>Department of Dermatology, American University of Beirut Medical Center, Beirut, Lebanon., <sup>4</sup>Division of Ophthalmology, Department of Surgery, American University of Beirut Medical Center, Beirut, Lebanon., <sup>5</sup>Hôpital Cochin Tarnier, Département de Dermatologie, Université Paris Descartes, Paris, France, Paris, France
- 14 Targeting the Jak-STAT pathway in the treatment of recalcitrant cutaneous granulomatous disorders**  
William Damsky<sup>1</sup>, Durga Thakral<sup>1</sup>, Nkiruka Emeagwali<sup>2</sup>, Anjela Galan<sup>1</sup>, Brett King<sup>1</sup>  
<sup>1</sup>Yale Department Of Dermatology, New Haven, United States, <sup>2</sup>Yale Department of Internal Medicine, New Haven, United States
- 15 Oxygen therapy of inflammatory skin diseases**  
Jeonghae Kie<sup>2</sup>, Juyoung Seoh<sup>1</sup>  
<sup>1</sup>Ewha Womans University, Seoul, South Korea, <sup>2</sup>National Health Insurance Cooperation Ilsan Hospital, Koyang, South Korea
- 16 Temporomandibular joint (TMJ) arthritis in psoriasis**  
Ellie Choi<sup>1</sup>, Chris Tan  
<sup>1</sup>National University Hospital, Singapore, Singapore
- 17 Efficacy and Safety of Risankizumab, a Selective IL-23p19 Inhibitor, in Patients with Active Psoriatic Arthritis over 24 Weeks: Results from a Phase 2 Trial**  
Phillip J. Mease<sup>1</sup>, Herbert Kellner<sup>2</sup>, Akimichi Morita<sup>3</sup>, Alan J. Kivitz<sup>4</sup>, Kim A. Papp<sup>5</sup>, Stella Aslanyan<sup>6</sup>, Beate Berner, Su Chen<sup>8</sup>, Ann Eldred<sup>9</sup>, Frank Behrens<sup>10</sup>  
<sup>1</sup>Swedish Med. Ctr. and Univ. of Washington, Seattle, United States, <sup>2</sup>Private Practice and Div. of Rheumatology KHI Neuwittelsbach, München, Germany, <sup>3</sup>Dept. of Geriatric and Environmental Dermatology Nagoya City Univ. Graduate Sch. of Med Sci., Nagoya, Japan, <sup>4</sup>Altoona Ctr. for Clin. Res., Duncansville, United States, <sup>5</sup>K Papp Clin. Res. and Probiy Med. Res, Waterloo, Canada, <sup>6</sup>Boehringer Ingelheim Pharma. Inc., Ridgefield, United States, <sup>7</sup>Boehringer Ingelheim Pharma GmbH & Co. KG, Biberach, Germany, <sup>8</sup>AbbVie Inc, North Chicago, United States, <sup>9</sup>AbbVie Inc, North Chicago, United States, <sup>10</sup>CIRI/Rheumatology and Fraunhofer Institute IME, Translational Med. and Pharmacology, Goethe Univ, Frankfurt, Germany



**18 Efficacy and Safety of Risankizumab (RZB) Compared with Adalimumab (ADA) in Patients with Moderate-to-Severe Plaque Psoriasis: Results from the Phase 3 IMMvent Trial**

Kristian Reich<sup>1</sup>, Melinda Gooderham<sup>2</sup>, Diamant Thaçi<sup>3</sup>, Jeffrey J. Crowley<sup>4</sup>, Caitriona Ryan<sup>5</sup>, James G. Krueger<sup>6</sup>, Tsen-Fang Tsai<sup>7</sup>, Mary Flack<sup>8</sup>, Yihua Gu<sup>9</sup>, David A. Williams<sup>9</sup>, Elizabeth H. Z. Thompson<sup>10</sup>, Carle Paul<sup>11</sup>

<sup>1</sup>SCIderm Research Institute Hamburg, and Dermatologikum, Berlin, Germany, <sup>2</sup>Queen's University, Kingston, ON and Centre for Dermatology and Probiy Medical Research, Peterborough, Canada, <sup>3</sup>Institute and Comprehensive Center for Inflammation Medicine, University of Lübeck, Lübeck, Germany, <sup>4</sup>Bakersfield Dermatology, Bakersfield, United States, <sup>5</sup>University College, Dublin, Ireland, <sup>6</sup>The Rockefeller University, New York, United States, <sup>7</sup>National Taiwan University College of Medicine, Taipei, Taiwan, <sup>8</sup>Boehringer Ingelheim Pharmaceuticals Inc., Ridgefield, United States, <sup>9</sup>AbbVie Inc., North Chicago, United States, <sup>10</sup>AbbVie Inc, Redwood City, United States, <sup>11</sup>Paul Sabatier University and Larrey Hospital, Toulouse, France

**19 Characterization of the Psoriasis-like Inflammation in the Imiquimod Rat Model using the clinical method of Dermal Open Flow Microperfusion**

Manfred Bodenlenz<sup>1</sup>, Thomas Birngruber<sup>1</sup>, Barbara Prietl<sup>2</sup>, Kyriakos Economides<sup>3</sup>, Peter Florian<sup>3</sup>, Arun Subramaniam<sup>3</sup>, Thomas Hultsch<sup>3</sup>, Reingard Raml<sup>1</sup>, Anita Eberl<sup>1</sup>, Selma Mautner<sup>1</sup>, Frank Sinner<sup>1,2</sup>

<sup>1</sup>HEALTH - Institute for Biomedicine and Health Sciences, Joanneum Research Forschungsges.m.b.h., Graz, Austria, <sup>2</sup>Division of Endocrinology and Diabetology, Department of Internal Medicine, Medical University of Graz, Graz, Austria, <sup>3</sup>Immunology and Inflammation TA, Cambridge, MA, USA and Frankfurt, Germany

**20 PF-04965842, a JAK1 Inhibitor, Modulates Pharmacodynamic and Disease Biomarkers in Blood of Atopic Dermatitis Patients**

Elizabeth Kieras<sup>1</sup>, Weidong Zhang<sup>1</sup>, Christopher Banfield<sup>2</sup>, Jean Beebe<sup>1</sup>, Michael Vincent<sup>1</sup>, Elena Peeva<sup>1</sup>

<sup>1</sup>Pfizer Inc., Cambridge, United States

**21 Sodium chloride is an ionic checkpoint for human Th2 cell responses and shapes the atopic skin microenvironment**

Julia Matthias, Hanna Meinel, Ying-Yin Chao, Heiko Gerstenberg, Christina Zielinski<sup>1</sup>

<sup>1</sup>Technical University of Munich, Munich, Germany, <sup>2</sup>German Center for Infection Research, Munich, Germany

**22 Safety and efficacy of alitretinoin in elderly patients with moderate to severe chronic hand eczema**

Mihn-Sook Jue<sup>1</sup>, Mingyul Jo<sup>1</sup>

<sup>1</sup>Department of Dermatology, Veterans Health Service Medical Center, Seoul, South Korea

**23 Skin microbiome limits UV-induced immune suppression by inducing expression of pro-inflammatory genes and increases neutrophilic infiltration in the skin**

Vijay Kumar Patra<sup>1,2,3</sup>, Karin Wagner<sup>1</sup>, Velmurugesan Arulampalam<sup>3</sup>, Peter Wolf<sup>2</sup>

<sup>1</sup>Center for Medical Research, Medical University of Graz, Graz, Austria, <sup>2</sup>Research Unit for Photodermatology, Department of Dermatology, Medical University of Graz, Graz, Austria, <sup>3</sup>Core Facility for Germfree Research (CFGR), Department of Comparative Medicine and Department of Microbiology, Tumor, and Cell Biology (MTC), Karolinska Institutet, Stockholm, Sweden

**24 Keratinocytes are the primary target of dithranol in psoriasis**

Theresa Benezeder<sup>1</sup>, Clemens Painsi<sup>2</sup>, Vijaykumar Patra<sup>1</sup>, Ulrike Schmidbauer<sup>1</sup>, Bernhard Lange-Asschenfeldt<sup>2</sup>, Peter Wolf<sup>1</sup>

<sup>1</sup>Department of Dermatology, Medical University Of Graz, Graz, Austria, <sup>2</sup>Department of Dermatology, State Hospital Klagenfurt, Klagenfurt, Austria

**25 Papuloerythroderma of Ofugi: A case report and review of existing literature, disease associations, diagnosis and definition as a single disease entity**

Laura Hui<sup>1</sup>, PoYin Tang<sup>2</sup>, ShiuMing Pang<sup>1</sup>

<sup>1</sup>Department of Dermatology, Singapore General Hospital, Singapore, Singapore, <sup>2</sup>Department of Anatomical Pathology, Singapore General Hospital, Singapore, Singapore

**26 Pharmacological validation of models relevant to acne with topical retinoids**

Amadeu Gavalda<sup>1</sup>, Ana Blanco<sup>1</sup>, Eric Lacoste<sup>2</sup>, Virginie Albinet<sup>2</sup>, Nuria Godessart<sup>1</sup>

<sup>1</sup>Almirall R&D Centre, Barcelona, Spain, <sup>2</sup>Imavita S.A.S., Toulouse, France

**27 A preclinical model for studying herpes simplex virus infection**

Poojabahen Tajpara<sup>1</sup>, Michael Mildner<sup>2</sup>, Ralf Schmidt<sup>3</sup>, Martin Vierhapper<sup>4</sup>, Johannes Matiassek<sup>5</sup>, Theresia Popow-Kraupp<sup>3</sup>, Christopher Schuster<sup>6</sup>, Adelheid Elbe-Bürger<sup>6</sup>

<sup>11</sup>, Karolinska Institutet, Department of Medicine Solna, Stockholm, Sweden, <sup>22</sup>, Department of Dermatology, Research Division of Biology and Pathobiology of the Skin, Medical University of Vienna, Austria, <sup>33</sup>, Department of Laboratory Medicine, Division of Clinical Virology, Medical University of Vienna, Austria, <sup>44</sup>, Department of Surgery, Division of Plastic and Reconstructive Surgery, Medical University of Vienna, Austria, <sup>55</sup>, Department of Plastic, Aesthetic and Reconstructive Surgery, St. Josef Hospital, Austria, <sup>66</sup>, Department of Dermatology, Division of Immunology, Allergy and Infectious Diseases, Medical University of Vienna, Austria

**28 Establishment of a pig model of delayed wound healing using human wound exudate**

Barbara Wolff-Winiski<sup>1</sup>, Hermann Fahrngruber<sup>1</sup>, Petra Dörfler<sup>1</sup>, Nicole Schöfmann<sup>1</sup>, Anton Stütz<sup>1</sup>

<sup>1</sup>Akribes Biomedical GmbH, Vienna, Austria



- 29** **Assessing the role of MMP14 in the pathogenesis of acne vulgaris using sebocyte organoid models**  
Kenneth Fong<sup>1</sup>, Khek Chian Tham<sup>2</sup>, Pei Wen Lee<sup>2</sup>, Hazel Oon<sup>1</sup>, Xin Hong Lim<sup>2</sup>, Maurice van Steensel<sup>2</sup>  
<sup>1</sup>National Skin Centre, Singapore, Singapore, <sup>2</sup>Institute of Medical Biology, A\*STAR, Singapore, Singapore
- 30** **A Topical Nitric Oxide-Releasing Cream SB414: Results of a Phase 1b Double-Blind, Randomized, Vehicle-Controlled Study in Patients with Mild-to-Moderate Atopic Dermatitis**  
Tomoko Maeda-Chubachi<sup>1</sup>, Todd Durham<sup>1</sup>, Stephen Schleicher<sup>2</sup>, Phoebe Rich<sup>3</sup>, Emma Guttman-Yassky<sup>4</sup>  
<sup>1</sup>Novan, Inc, Morrisville, NC, United States, <sup>2</sup>Dermdox, Hazleton, United States, <sup>3</sup>Oregon Dermatology and Research Center, Portland, United States, <sup>4</sup>Icahn School of Medicine at Mount Sinai Medical Center, New York, United States
- 31** **Stimulating T cell Inhibitory Receptor VISTA for the Treatment of Cutaneous Lupus**  
Matthew Vesely<sup>1</sup>, Xue Han<sup>1</sup>, Miguel Sanmamed<sup>1</sup>, Ti Badri<sup>1</sup>, Lieping Chen<sup>1</sup>  
<sup>1</sup>Yale University, New Haven, United States
- 32** **Subcutaneous white adipose tissue - an immunological compartment underneahrt the skin?**  
Marie-Charlotte Brügggen<sup>1</sup>, Johanna Strobl<sup>2</sup>, Nick Li<sup>1</sup>, Frieder Koszik<sup>2</sup>, Reiko Naito<sup>3</sup>, Maximilian Zaida<sup>4</sup>, Hajnal Kiprov<sup>5</sup>, Lars French<sup>1</sup>, Georg Stingl<sup>2</sup>  
<sup>1</sup>Department Of Dermatology, University Hospital Zurich, Zurich, Switzerland, <sup>2</sup>Dpt of Dermatology, Medical University of Vienna, Vienna, Austria, <sup>3</sup>Dpt of Dermatology, Fukuoka University Faculty of Medicine, Fukuoka, Japan, <sup>4</sup>Dpt of Internal Medicine III, Div of Endocrinology and Metabolism, Medical University of Vienna, Vienna, Austria, <sup>5</sup>Private Hospital Kiprov, Vienna, Austria
- 33** **Ex vivo culture of psoriasis skin for pharmacological testing**  
Minna Tiirikainen<sup>1</sup>, Hanne Norsgaard<sup>1</sup>, Anders Woetmann<sup>2</sup>, Paola Lovato<sup>1</sup>  
<sup>1</sup>LEO Pharma A/S, Ballerup, Denmark, <sup>2</sup>University of Copenhagen, Copenhagen, Denmark
- 34** **The immune response modifier imiquimod is metabolized by AHR-dependent cytochrome P450 enzymes: Implications for psoriasis research**  
Melina Mescher<sup>1</sup>, Julia Tigges<sup>1</sup>, Jean Krutmann<sup>1</sup>, Dieter Lang<sup>2</sup>, Thomas Haarmann-Stemmann<sup>1</sup>  
<sup>1</sup>Leibniz-Research Institute for Environmental Medicine, Düsseldorf, Germany, <sup>2</sup>Bayer AG, Drug Discovery, Wuppertal, Germany

- 35 Interaction between mucosal and cutaneous immune responses to *Streptococcus pyogenes* in psoriasis: a role for antigen specific IgA and CLA+ T cells**  
Carmen De Jesús-Gil<sup>1</sup>, Marta Ferran<sup>2</sup>, Anca Chiriac<sup>3</sup>, Antonio Celada<sup>4</sup>, Ramon M. Pujol<sup>2</sup>, Luis F Santamaria-Babí<sup>1</sup>  
<sup>1</sup>*Translational Immunology (PCB), University of Barcelona, Barcelona, Spain*, <sup>2</sup>*Dept of Dermatology, Hospital del Mar, IMIM, Univ Autònoma de Barcelona, Barcelona, Spain*, <sup>3</sup>*Dept of Dermatophysiology, Apollonia University, Iasi, Romania*, <sup>4</sup>*Macrophage Biology, Univ of Barcelona, Barcelona, Spain*
- 36 Acne and stress: impact of catecholamines on *Cutibacterium acnes***  
Valérie Borrel<sup>1</sup>, Pauline Thomas<sup>1</sup>, Yoan Konto-Ghiorgi<sup>1</sup>, Luc Lefeuvre<sup>2</sup>, Cécile Duclairoir-Poc<sup>1</sup>, Marc Feuilloley<sup>1</sup>  
<sup>1</sup>*University of Rouen, Laboratory of Microbiology Signals and Microenvironment, Evreux, France*, <sup>2</sup>*R&D Uriage Dermatologic Laboratory, Neuilly sur Seine, France*
- 37 Reduced IL-22 responsiveness in chronic discoid lupus erythematosus lesion**  
Adewonuola Alase<sup>1</sup>, Yuzaiful Yusof<sup>1</sup>, Mark Goodfield<sup>2</sup>, Martin Stacey<sup>3</sup>, Edward Vital<sup>1</sup>, Miriam Wittmann<sup>1</sup>  
<sup>1</sup>*Leeds Institute of Rheumatic And Musculoskeletal Medicine (LIRMM), University of Leeds, Leeds, United Kingdom*, <sup>2</sup>*Department of Dermatology, Chapel Allerton Hospital, Leeds Teaching Hospital Trust, Leeds, United Kingdom*, <sup>3</sup>*School of Molecular and Cellular Biology, Faculty of Biological Sciences, University of Leeds, Leeds, United Kingdom*
- 38 Effects of a selective JAK1 inhibitor on MC903- and TSLP-induced skin inflammation in mice**  
Zhi Su<sup>1</sup>, Stephanie Paulsboe<sup>1</sup>, Joseph Wetter<sup>1</sup>, Katherine Salte<sup>1</sup>, Maria Namovic<sup>1</sup>, Laura Leys<sup>1</sup>, Yibing Wang<sup>1</sup>, Prisca Honore<sup>1</sup>, Steve McGaraughty<sup>1</sup>  
<sup>1</sup>*AbbVie Inc. (Parent), North Chicago, United States*
- 39 Dandruff/seborrheic dermatitis: impact of the use of an anti-dandruff shampoo relayed by a rebalancing shampoo on dandruff states and microbiota communities of the scalp**  
Marie Favennec, Eleonore Gravier<sup>2</sup>, Virginie Turlier<sup>2</sup>, Sandie Le Guédard-Méreuze<sup>1</sup>, Marie Florence Galliano, Valérie Mengeaud<sup>3</sup>, Sandrine Bessou-Touya<sup>1</sup>, Nathalie Castex-Rizzi<sup>1</sup>  
<sup>1</sup>*Research And Development Pierre Fabre Center, Toulouse, France*, <sup>2</sup>*Clinical Skin Research and Development Pierre Fabre Center, Toulouse, France*, <sup>3</sup>*Ducray Laboratories, Lavour, France*



**40** 12/15-lipoxygenase counteracts and resolves pemphigoid disease-like dermatitis

Tanya Sezin<sup>1</sup>, Nerea Ferreirós<sup>2</sup>, Detlef Zillikens<sup>1</sup>, Gerd Geißlinger<sup>2</sup>, Christian Sadik<sup>1</sup>

<sup>1</sup>University Of Lübeck, Lübeck, Germany, <sup>2</sup>pharmazentrum frankfurt/ZAFES, Institute of Clinical Pharmacology, Johann Wolfgang Goethe University, Frankfurt am Main, Germany

**41** SERPINB2 and miR-146a/b coordinately suppress psoriasis-associated inflammatory responses in human keratinocytes

Helen Vaher<sup>1</sup>, Anet Kivihall<sup>1</sup>, Toomas Runnel<sup>1</sup>, Liisi Raam<sup>2,3</sup>, Ele Prans<sup>1,2</sup>, Kristi Abram<sup>3</sup>, Bret Kaldvee<sup>2,3</sup>, Ulrich Mrowietz<sup>4</sup>, Stephan Weidinger<sup>4</sup>, Külli Kingo<sup>2,3</sup>, Ana Rebane<sup>1</sup>

<sup>1</sup>Institute of Biomedicine and Translational Medicine, University of Tartu, Tartu, Estonia,

<sup>2</sup>Department of Dermatology and Venereology, University of Tartu, Tartu, Estonia,

<sup>3</sup>Dermatology Clinic, Tartu University Hospital, Tartu, Estonia, <sup>4</sup>Department of Dermatology, University Hospital Schleswig-Holstein, Christian-Albrechts-University of Kiel, Kiel, Germany

**42** The effects of skin psoriasis inflammation on adipose tissue-derived mediators and viceversa

Roberta Di Caprio<sup>1</sup>, Anna Balato<sup>2</sup>, Giuseppina Caiazzo<sup>1</sup>, Emanuele Scala<sup>1</sup>, Annunziata Raimondo<sup>1</sup>, Marco Romanelli<sup>3</sup>, Andrea Chiricozzi<sup>3</sup>

<sup>1</sup>Department of Clinical Medicine and Surgery, University of Naples Federico II, Naples, Italy,

<sup>2</sup>Department of Advanced Biomedical Sciences, University of Naples Federico II, Naples, Italy,

<sup>3</sup>Department of Dermatology, University of Pisa, Pisa, Italy

**43** Th-17 and antimicrobial peptides in HS: is there a link?

Emanuele Scala<sup>1</sup>, Roberta Di Caprio<sup>1</sup>, Sara Cacciapuotì<sup>1</sup>, Giuseppina Caiazzo<sup>1</sup>, Donatella De Pascale<sup>2</sup>, Giovanna Donnarumma<sup>3</sup>, Alessandra Fusco<sup>3</sup>, Emiliania Tortorella<sup>2</sup>, Gabriella Fabbrocini<sup>1</sup>, Anna Balato<sup>4</sup>

<sup>1</sup>Department of Clinical Medicine and Surgery, University of Naples Federico II, Naples, Italia,

<sup>2</sup>Institute of Protein Biochemistry, National Research Council, Naples, Italia, <sup>3</sup>Department of Experimental Medicine, University of Campania "Luigi Vanvitelli", Naples, Italia, <sup>4</sup>Department of Advanced Biomedical Sciences, University of Naples Federico II, Naples, Italia

**44** The keratinocyte transcriptome in psoriasis: pathways related to immune responses, cell cycle and keratinization

Lorenzo Pasquali<sup>1</sup>, Ankit Srivastava<sup>1</sup>, Florian Meisgen<sup>1</sup>, Kunal Das Mahapatra<sup>1</sup>, Ping Xia<sup>1,3</sup>, Ning Xu Landén<sup>1</sup>, Andor Pivarcsi<sup>1</sup>, Eniko Sonkoly<sup>1,2</sup>

<sup>1</sup>Dermatology and Venereology Section, Department of Medicine Solna, Karolinska Institutet, Stockholm, Sweden, <sup>2</sup>Dermatology Unit, Karolinska University Hospital, Stockholm, Sweden, <sup>3</sup>Dermatology Unit, Wuhan N.I Hospital, Wuhan, China

**45 Baseline inflammatory biomarker profiles and clinical heterogeneity of adult patients with moderate-to-severe atopic dermatitis inadequately controlled by topical corticosteroids**

Jonathan Sims<sup>1</sup>, Ching-Yun Chang<sup>1</sup>, Richard Higgs<sup>1</sup>, Eric Simpson<sup>2</sup>, Jonathan Silverberg<sup>3</sup>, Seth Forman<sup>4</sup>, Jonathan Janes<sup>1</sup>, Fabio Nunes<sup>1</sup>, Brian Nickoloff<sup>1</sup>, Emma Guttman-Yassky<sup>5</sup>  
<sup>1</sup>Eli Lilly and Company, Indianapolis, United States, <sup>2</sup>Department of Dermatology, Oregon Health & Science University, Portland, United States, <sup>3</sup>Departments of Dermatology, Preventive Medicine and Medical Social Sciences, Feinberg School of Medicine at Northwestern University, Chicago, United States, <sup>4</sup>Forward Clinical Trials, Inc., Tampa, United States, <sup>5</sup>Department of Dermatology and the Laboratory for Inflammatory Skin Diseases, Icahn School of Medicine at the Mount Sinai Medical Center, New York, United States

**46 Pediatric Study in Atopic Dermatitis (PEDISTAD): A Prospective, Observational, Longitudinal Study in Pediatric Patients With Moderate-to-Severe Atopic Dermatitis**

Amy Paller<sup>1</sup>, Emma Guttman-Yassky<sup>2</sup>, Alan Irvine<sup>3</sup>, Eulalia Baselga<sup>4</sup>, Marjolein de Bruin-Weller<sup>5</sup>, Shyamalie Jayawardena<sup>6</sup>, Paola Mina-Osorio<sup>7</sup>, Zafer Ozturk<sup>8</sup>  
<sup>1</sup>Northwestern University Feinberg School Of Medicine, Chicago, United States, <sup>2</sup>Icahn School of Medicine at Mount Sinai, New York, USA, <sup>3</sup>Trinity College Dublin, Dublin, Ireland, <sup>4</sup>Hospital de la Santa Creu i Sant Pau, Barcelona, Spain, <sup>5</sup>University Medical Center Utrecht, Utrecht, Netherlands, <sup>6</sup>Sanofi, Bridgewater, USA, <sup>7</sup>Regeneron Pharmaceuticals, Inc., Tarrytown, USA, <sup>8</sup>Sanofi Genzyme, Cambridge, USA

**47 RNA-seq Genomic Analysis Demonstrated the Molecular Efficacy of Risankizumab in a Moderate-to-Severe Plaque Psoriasis Phase 2 Clinical Study**

T Pakozdi<sup>1</sup>, RW Georgantas<sup>1</sup>, KM Grebe<sup>2</sup>, S Visvanathan<sup>3</sup>, P Baum<sup>4</sup>, Wade Davis<sup>1</sup>  
<sup>1</sup>Genomics Research Center of Excellence, AbbVie Inc., North Chicago, United States, <sup>2</sup>AbbVie Bioresearch Center, AbbVie Inc., North Chicago, United States, <sup>3</sup>Boehringer Ingelheim Pharmaceuticals Inc., Ridgefield, United States, <sup>4</sup>Boehringer Ingelheim Pharma GmbH & Co., KG, Germany

**48 Conjunctival inflammation and loss of goblet cells in atopic dermatitis patients treated with dupilumab in daily practice**

Daphne Bakker<sup>1</sup>, Lieneke Ariëns<sup>1</sup>, Chantal van Luijk<sup>2</sup>, Deepak Balak<sup>1</sup>, Jorien van der Schaft<sup>1</sup>, Judith Thijs<sup>1,4</sup>, Marie-Louise Schuttelaar<sup>3</sup>, Robbert Wisse<sup>2</sup>, Edward Knol<sup>1,4</sup>, Leo Koenderman<sup>4,5</sup>, Yvonne Vercoolen<sup>4</sup>, Marijke van Dijk<sup>6</sup>, Femke van Wijk<sup>4</sup>, Marjolein de Bruin-Weller<sup>1</sup>  
<sup>1</sup>National Expertise Center for Atopic Dermatitis, Department of Dermatology and Allergology, University Medical Center Utrecht, Utrecht, the Netherlands, <sup>2</sup>Department of Ophthalmology, University Medical Center Utrecht, Utrecht, the Netherlands, <sup>3</sup>Department of Dermatology, University Medical Center Groningen, Groningen, the Netherlands, <sup>4</sup>Laboratory of Translational Immunology, University Medical Center Utrecht, Utrecht, the



Netherlands, <sup>5</sup>Department of Respiratory Medicine, University Medical Center Utrecht, Utrecht, the Netherlands, <sup>6</sup>Department of Pathology, University Medical Center Utrecht, Utrecht, the Netherlands

49 WITHDRAWN

50 **ASN002, a dual oral inhibitor of JAK/SYK signaling, improves the lesional skin phenotype towards non-involved skin in moderate-to-severe atopic dermatitis patients, correlating with clinical outcomes**

Emma Guttman-Yassky<sup>2</sup>, Ana Pavel<sup>2</sup>, Teresa Song<sup>2</sup>, Hyun Je Kim<sup>2</sup>, Robert Bissonnette<sup>3</sup>, Louis Denis<sup>1</sup>, Niranjan Rao<sup>3</sup>, David Zammit<sup>1</sup>

<sup>1</sup>Asana Biosciences, Lawrenceville, United States, <sup>2</sup>Icahn School of Medicine at Mount Sinai, New York, USA, <sup>3</sup>Innovaderm Research, Montreal, Canada

51 **A review of cutaneous adverse reactions induced by immune checkpoint inhibitors**

Vijaya T. Daniel<sup>1,2</sup>, Mehdi Rashighi<sup>1</sup>

<sup>1</sup>Department of Dermatology, University of Massachusetts Medical School, Worcester, United States, <sup>2</sup>Department of Surgery, University of Massachusetts Medical School, Worcester, United States

52 **PASH Treated Successfully with Infliximab**

Shashendra Aponso<sup>1</sup>, Karen Choo<sup>1</sup>, Haur Yueh Lee<sup>1</sup>

<sup>1</sup>Department of Dermatology, Singapore General Hospital, , Singapore

53 **11 $\beta$ -hydroxysteroid dehydrogenase 1 expression in the skin could be related with atopic dermatitis**

Beom Jun Kim<sup>1</sup>, Noo Ri Lee<sup>1</sup>, Hyun Jee Hwang<sup>1</sup>, Eunjung Kim<sup>1</sup>, Eung Ho Choi<sup>1</sup>

<sup>1</sup>Department of Dermatology, Wonju, South Korea

54 **Secondary Kinetoprophylaxis in Psoriatic Arthropathy**

Virgil Patrascu<sup>1</sup>, Lavinia Claudia Ochiana<sup>1</sup>, Florentina Delcea<sup>1</sup>, Octavian Alexe<sup>2</sup>

<sup>1</sup>UMF Craiova, Craiova, Romania, <sup>2</sup>Universitatea Dunarea de Jos, Galati, Romania

55 **Expression of MMP-1 gene in localized sklerodermia**

Vladimir Sobolev<sup>1,2</sup>, Anna Soboleva<sup>1</sup>, Zofiya Nevozinskaya<sup>3</sup>, Nikolay Potekae<sup>3</sup>, Anastas Piruzyan<sup>1</sup>, Eugeniya Dvoryankova<sup>1</sup>, Irina Korsunskaya<sup>1,3</sup>

<sup>1</sup>Centre Of Theoretical Problems Of Physico-chemical Pharmacology, Moscow, Russian Federation, <sup>2</sup>I.I. Mechnikov Research Institute for Vaccines and Sera RAMS, Moscow, Russian Federation, <sup>3</sup>Moscow Scientific Practical Center of Dermatovenereology and Cosmetology, Moscow, Russian Federation

- 56** The influence of glycyrrhizinic acid on the expression of pro-inflammatory cytokines in psoriatic skin  
 Anna Soboleva<sup>1</sup>, Vladimir Sobolev<sup>1,2</sup>, Eugeniya Dvoryankova<sup>1</sup>, Kristina Plieva<sup>4</sup>, Malika Denieva<sup>3</sup>, Irina Korsunskaya<sup>1,4</sup>  
<sup>1</sup>Centre Of Theoretical Problems Of Physico-chemical Pharmacology, Moscow, Russian Federation, <sup>2</sup>I.I. Mechnikov Research Institute for Vaccines and Sera RAMS, Moscow, Russian Federation, <sup>3</sup>Chechen State University, Grozny, Russian Federation, <sup>4</sup>Moscow Scientific Practical Center of Dermatovenereology and Cosmetology, Moscow, Russian Federation
- 57** Dupilumab improves outcomes of concurrent asthma and atopic dermatitis—pooled analysis of four phase 3 studies (LIBERTY AD SOLO 1 & 2, CHRONOS, and CAFÉ)  
 Jonathan Corren<sup>1</sup>, Andrew Blauvelt<sup>2</sup>, Thomas Hultsch<sup>3</sup>, Ana B. Rossi<sup>3</sup>, Elena Rizova<sup>3</sup>, Laurent Eckert<sup>4</sup>, Abhijit Gadkari<sup>5</sup>, Yufang Lu<sup>5</sup>, Brad Shumel<sup>5</sup>, Heribert Staudinger<sup>6</sup>, Zhen Chen<sup>5</sup>, Marius Ardeleanu<sup>5</sup>  
<sup>1</sup>David Geffen School of Medicine at UCLA, Los Angeles, USA, <sup>2</sup>Oregon Medical Research Center, Portland, USA, <sup>3</sup>Sanofi Genzyme, Cambridge, USA, <sup>4</sup>Sanofi, Chilly-Mazarin, France, <sup>5</sup>Regeneron Pharmaceuticals, Inc., Tarrytown, USA, <sup>6</sup>Sanofi, Bridgewater, USA
- 58** Dupilumab improves outcomes of concurrent chronic sino-nasal conditions and atopic dermatitis—pooled analysis of four phase 3 studies (LIBERTY AD SOLO 1&2, CHRONOS, and CAFÉ)  
 Margitta Worm<sup>1</sup>, Weily Soong<sup>2</sup>, Thomas Hultsch, Ana B. Rossi<sup>3</sup>, Laurent Eckert<sup>4</sup>, Abhijit Gadkari<sup>5</sup>, Brad Shumel<sup>5</sup>, Zhen Chen<sup>5</sup>, Marius Ardeleanu<sup>5</sup>  
<sup>1</sup>Department of Dermatology and Allergology, Charité-Universitätsmedizin, Berlin, Germany, <sup>2</sup>Alabama Allergy and Asthma Center, Birmingham, USA, <sup>3</sup>Sanofi Genzyme, Cambridge, USA, <sup>4</sup>Sanofi, Chilly-Mazarin, France, <sup>5</sup>Regeneron Pharmaceuticals, Inc., Tarrytown, USA
- 59** UHPLC-MS/MS quantitative profiling of eicosanoids in diluted interstitial fluid samples from a rat model of psoriasis-like skin inflammation  
 Reingard Raml<sup>1</sup>, Cornelia Pippel<sup>1,2</sup>, Natalie Bordag<sup>2</sup>, Bernadette Reiter<sup>1</sup>, Kyriakos Economides<sup>3</sup>, Peter Florian<sup>4</sup>, Thomas Birngruber<sup>1</sup>, Frank Sinner<sup>1</sup>, Manfred Bodenlenz<sup>1</sup>, Anita Eberl<sup>1</sup>  
<sup>1</sup>Joanneum Research, Institute for Biomedicine and Health Sciences, Bioanalytics and Metabolomics, Graz, Austria, <sup>2</sup>CBmed, Center for Biomarker Research in Medicine, Graz, Austria, <sup>3</sup>Sanofi, Immunology & Inflammation Research TA, Type 2 Inflammation & Fibrosis, Framingham, USA, <sup>4</sup>Sanofi, Immunology & Inflammation Research TA, Type 1/17 Immunology and Arthritis Cluster, Industriepark Höchst, Frankfurt am Main, Germany



**60 Costimulatory blockade with abatacept did not prevent psoriasis relapse after discontinuation of ustekinumab: Results of a clinical trial**

Dawn Smilek<sup>1</sup>, Robert Bissonnette<sup>2</sup>, Kirk Barber<sup>3</sup>, Erin Boh<sup>4</sup>, Steven Feldman<sup>5</sup>, Gerald Krueger<sup>6</sup>, Yolanda Helfrich<sup>7</sup>, Neil Korman<sup>8</sup>, Anne Laumann<sup>9</sup>, Howard Sofen<sup>10</sup>, James McNamara<sup>11</sup>, Margie Byron<sup>12</sup>, Kristina Harris<sup>13</sup>, James Krueger<sup>14</sup>

<sup>1</sup>Immune Tolerance Network, University of California San Francisco, San Francisco, United States, <sup>2</sup>Innovaderm Research Inc., Montreal, Canada, <sup>3</sup>University of Calgary, Calgary, Canada, <sup>4</sup>Tulane University School of Medicine, New Orleans, USA, <sup>5</sup>Wake Forest School of Medicine, Department of Dermatology, Winston-Salem, USA, <sup>6</sup>University of Utah, Department of Dermatology, Salt Lake City, USA, <sup>7</sup>University of Michigan, Department of Dermatology, Ann Arbor, USA, <sup>8</sup>University Hospitals Cleveland Medical Center, Cleveland, USA, <sup>9</sup>Feinberg School of Medicine, Northwestern University, Chicago, USA, <sup>10</sup>David Geffen UCLA School of Medicine, Los Angeles, USA, <sup>11</sup>Division of Allergy, Immunology and Transplantation, NIAID, NIH, Rockville, USA, <sup>12</sup>Rho, Inc., Chapel Hill, USA, <sup>13</sup>Immune Tolerance Network, Bethesda, USA, <sup>14</sup>The Rockefeller University, New York, USA

**61 CD23 is a biomarker of clinical response to IgE-specific immunoadsorption in patients with severe atopic eczema**

Jenny Thomas<sup>1</sup>, Rosi Wang<sup>2</sup>, Richa Batra<sup>3</sup>, Fabian J. Theis<sup>4</sup>, Stefanie Eyerich<sup>1</sup>, Alex Zink<sup>2</sup>, Kilian Eyerich<sup>2</sup>

<sup>1</sup>ZAUM - Center of Allergy and Environment, Member of Technical University of Munich and Helmholtz Center Munich, Munich, Germany, <sup>2</sup>Department of Dermatology and Allergy, Technical University of Munich, Munich, Germany, <sup>3</sup>Institute of Computational Biology, Helmholtz Center Munich, Neuherberg, Germany, <sup>4</sup>Department of Mathematics, Technical University of Munich, Garching, Germany

**62 Next generation sequencing identifies the keratinocyte-specific miRNA signature of psoriasis**

Ankit Srivastava<sup>1</sup>, Florian Meisgen<sup>1</sup>, Lorenzo Pasquali<sup>1</sup>, Sara Munkhammar<sup>1</sup>, Ping Xia<sup>3</sup>, Mona Ståhle<sup>2</sup>, Ning Xu Landén<sup>1</sup>, Andor Pivarcsi<sup>1</sup>, Enikő Sonkoly<sup>2</sup>

<sup>1</sup>Dermatology and Venerology Section, Department of Medicine Solna, Karolinska Institutet, Stockholm, Sweden, <sup>2</sup>Unit of Dermatology, Karolinska University Hospital, Stockholm, Sweden, <sup>3</sup>Unit of Dermatology, Wuhan No.1 Hospital, Wuhan, China

**63 Sebaceous lipogenesis of human sebocytes is suppressed by nicotinic acid via the activation of hydroxycarboxylic acid receptor 2 (HCA2)**

Arnold Markovics<sup>1</sup>, Kinga Fanni Tóth<sup>1</sup>, Katalin Eszter Sós<sup>1,2</sup>, József Magi<sup>1</sup>, Adrienn Gyöngyösi<sup>3</sup>, Zoltán Benyó<sup>4</sup>, Christos C. Zouboulis<sup>5</sup>, Tamás Bíró<sup>6,7</sup>, Attila Oláh<sup>1</sup>

<sup>1</sup>Department of Physiology, Faculty of Medicine, University of Debrecen, Debrecen, Hungary, <sup>2</sup>Laboratory of Cerebral Cortex Research, Institute of Experimental Medicine Hungarian Academy of Sciences, Budapest, Hungary, <sup>3</sup>Department of Immunology, Faculty of Medicine, University of Debrecen, Debrecen, Hungary, <sup>4</sup>Institute of Clinical Experimental

Research, Semmelweis University, Budapest, Hungary, <sup>5</sup>Departments of Dermatology, Venereology, Allergology and Immunology, Brandenburg Medical School Theodor Fontane, Dessau, Germany, <sup>6</sup>DE-MTA "Lendület" Cellular Physiology Research Group, Department of Immunology, Faculty of Medicine, University of Debrecen, Debrecen, Hungary, <sup>7</sup>HCEMM Nonprofit Ltd., Szeged, Hungary

#### 64 Role of Galectin-1 in contact hypersensitivity

Raquel Castillo-González<sup>1</sup>, Danay Cibrian<sup>1</sup>, Nieves Fernández-Gallego<sup>2</sup>, Marta Ramírez-Huesca<sup>3</sup>, Hortensia de la Fuente<sup>1</sup>, Francisco Sánchez-Madrid<sup>1</sup>

<sup>1</sup>Fundación De Investigación Biomédica HUP, Madrid, Spain, <sup>2</sup>Universidad Autónoma de Madrid, Madrid, Spain, <sup>3</sup>Centro Nacional de Investigaciones Cardiovasculares, Madrid, Spain

#### 65 LAT1 controls expansion and IL-17 release by V $\delta$ 4+ and CD4 T cells in psoriasis

Danay Cibrian<sup>1</sup>, Raquel Castillo-González<sup>1</sup>, Nieves Fernández-Gallego<sup>2</sup>, Maria Laura Saiz<sup>2</sup>, Hortensia de la Fuente<sup>1</sup>, Carmen Punzón<sup>3</sup>, Marta Ramírez<sup>4</sup>, Manuel Fresno<sup>3</sup>, Esteban Daudén<sup>5</sup>, Julián Aragonés<sup>1</sup>, Francisco Sánchez-Madrid<sup>1</sup>

<sup>1</sup>Fundación de Investigación Biomédica HUP, Madrid, España, <sup>2</sup>Universidad Autónoma de Madrid, Madrid, España, <sup>3</sup>Centro de Biología Molecular Severo Ochoa, Madrid, España, <sup>4</sup>Centro Nacional de Investigaciones Cardiovasculares, Madrid, España, <sup>5</sup>Dermatology Service, Hospital de la Princesa, Madrid, España

#### 66 Inhibition of STAT5 with IQDMA reduces cell viability in cutaneous T cell lymphoma cells in-vitro and decreases tumor growth in a lymphoma animal model

Saptaswa Dev<sup>1,2</sup>, Pablo Augusto Vieyra-Garcia<sup>1</sup>, Lukas Kenner<sup>2</sup>, Olaf Merkel<sup>2</sup>, Peter Wolf<sup>1</sup>

<sup>1</sup>Department of Dermatology and Venereology, Medical University of Graz, Graz, Austria, <sup>2</sup>Clinical Institute of Pathology, Medical University of Vienna, Vienna, Austria

#### 67 Major differences in expression of inflammatory products in skin from different body sites of healthy individuals

Ester Del Duca<sup>1</sup>, Ana B. Pavel<sup>1</sup>, Celina Dubin<sup>1</sup>, Teresa Song<sup>1</sup>, Elizabeth Brezinski Wallace<sup>2</sup>, Xiangyu Peng<sup>1</sup>, Yeriell D. Estrada<sup>1</sup>, Hui Xu<sup>1</sup>, Catherine Maari<sup>3</sup>, Carolyn Jack<sup>3</sup>, Etienne Saint-Cyr Proulx<sup>3</sup>, James G. Krueger<sup>4</sup>, Robert Bissonnette<sup>3</sup>, Emma Guttman-Yassky<sup>1</sup>

<sup>1</sup>Department of Dermatology and Laboratory of Inflammatory Skin Diseases, Icahn School of Medicine at Mount Sinai, New York, USA, <sup>2</sup>Department of Dermatology, University of Colorado, Aurora, USA, <sup>3</sup>Innovaderm Research Inc, Montreal, Canada, <sup>4</sup>Laboratory for Investigative Dermatology, The Rockefeller University, New York, USA



**68** Evaluating influence of baseline characteristics on efficacy of a selective oral TYK2 inhibitor, BMS-986165, in patients with moderate-to-severe plaque psoriasis in a Phase 2 trial

Kenneth Gordon<sup>1</sup>, Kim Papp<sup>2</sup>, Melinda Gooderham<sup>3</sup>, Diamant Thaçi<sup>4</sup>, Peter Foley<sup>5</sup>, Akimichi Morita<sup>6</sup>, Sudeep Kundu<sup>7</sup>, Renata Kisa<sup>7</sup>, Andrew Napoli<sup>7</sup>, Subhashis Banerjee<sup>7</sup>

<sup>1</sup>Medical College of Wisconsin, Milwaukee, United States, <sup>2</sup>K Papp Clinical Research and Probiity Medical Research, Waterloo, Canada, <sup>3</sup>SKiN Centre for Dermatology, Queen's University and Probiity Medical Research, Peterborough, Canada, <sup>4</sup>University of Luebeck, Luebeck, Germany, <sup>5</sup>The University of Melbourne, St Vincent's Hospital Melbourne & Probiity Medical Research, Skin & Cancer Foundation Inc, Melbourne, Australia, <sup>6</sup>Nagoya City University Graduate School of Medical Sciences, Nagoya, Japan, <sup>7</sup>Bristol-Myers Squibb, Princeton, United States

**69** Rapid and effective itch relief from calcipotriol plus betamethasone dipropionate foam in patients with psoriasis

A Jalili<sup>1</sup>, M Leibold<sup>2</sup>, LS Gold<sup>3</sup>, SB Andersen<sup>4</sup>, KL Jensen<sup>4</sup>, D Thaçi<sup>5</sup>

<sup>1</sup>Department of Dermatology, Bürgenstock Medical Center, Obbürgen, Switzerland, <sup>2</sup>Department of Dermatology, Icahn School of Medicine at Mount Sinai, New York, USA, <sup>3</sup>Henry Ford Health System, Detroit, USA, <sup>4</sup>LEO Pharma, Ballerup, Denmark, <sup>5</sup>Comprehensive Center for Inflammation Medicine, University of Luebeck, Luebeck, Germany

**70** KLK6-PAR1 signaling drives psoriasiform manifestations in skin and bone and blockade of PAR1 in explanted psoriasis patient skin decreases key psoriasis transcripts

Jessica Ludwig<sup>1</sup>, Dennis Gruszka<sup>1</sup>, Yi Fritz<sup>1</sup>, Richard Rozic<sup>2</sup>, William Swindell<sup>3,4</sup>, Ranjith Uppala<sup>4</sup>, Mrinal Sarkar<sup>4</sup>, Ronald Midura<sup>2</sup>, Johann Gudjonsson<sup>4</sup>, Nicole Ward<sup>1</sup>

<sup>1</sup>Case Western Reserve University, Cleveland, United States, <sup>2</sup>Cleveland Clinic Foundation, Cleveland, United States, <sup>3</sup>Ohio University, Athens, United States, <sup>4</sup>University of Michigan, Ann Arbor, United States

**71** Understanding the role of JNK1 in the the context of skin inflammation

Aurore Le<sup>1</sup>, Assiya Assabban<sup>1</sup>, Nicolas Istaces<sup>1</sup>, Iain Welsby<sup>1</sup>, Séverine Thomas<sup>1</sup>, Muriel Nguyen<sup>1</sup>, Thomas Wunderlich<sup>2</sup>, Jens Bruning<sup>2</sup>, Laurye Van Maele<sup>1</sup>, Stanislas Goriely<sup>1</sup>

<sup>1</sup>Institute of Medical Immunology, Université Libre de Bruxelles, Gosselies, Belgium, <sup>2</sup>Institute for Genetics, University of Cologne, Cologne, Germany

**72** Rapid onset of action with topical fixed-dose combination calcipotriol plus betamethasone dipropionate cutaneous foam in patients with psoriasis, irrespective of baseline disease severity

A Pink<sup>1</sup>, M Torpet<sup>2</sup>, KL Jensen<sup>2</sup>, S Segaeert<sup>3</sup>

<sup>1</sup>St John's Institute of Dermatology, Guy's and St Thomas' NHS Foundation Trust, London, United Kingdom, <sup>2</sup>LEO Pharma A/S, Ballerup, Denmark, <sup>3</sup>Consultant Dermatologist, Leuven, Belgium

- 73** **Influence of baseline demographics on efficacy of a selective oral TYK2 inhibitor, BMS-986165, in patients with moderate-to-severe plaque psoriasis: a Phase 2, randomized, placebo-controlled trial**  
Melinda Gooderham<sup>1</sup>, Kim Papp<sup>2</sup>, Kenneth Gordon<sup>3</sup>, Peter Foley<sup>4</sup>, Akimichi Morita<sup>5</sup>, Diamant Thaçi<sup>6</sup>, Sudeep Kundu<sup>7</sup>, Renata Kisa<sup>7</sup>, Andrew Napoli<sup>7</sup>, Subhashis Banerjee<sup>7</sup>  
<sup>1</sup>SKiN Centre for Dermatology, Queen's University and Probity Medical Research, Peterborough, Canada, <sup>2</sup>K Papp Clinical Research and Probity Medical Research, Waterloo, Canada, <sup>3</sup>Medical College of Wisconsin, Milwaukee, United States, <sup>4</sup>The University of Melbourne, St Vincent's Hospital Melbourne & Probity Medical Research, Skin & Cancer Foundation Inc, Melbourne, Australia, <sup>5</sup>Nagoya City University Graduate School of Medical Sciences, Nagoya, Japan, <sup>6</sup>University of Luebeck, Luebeck, Germany, <sup>7</sup>Bristol-Myers Squibb, Princeton, United States
- 74** **Triple correlation between skin microbiome, skin barrier and immune gene expression pathways in atopic dermatitis**  
Claudia Traidl-Hoffmann<sup>1</sup>, Thomas Nussbaumer<sup>1</sup>, Matthias Reiger<sup>1</sup>, Can Altunbulakli<sup>2</sup>, Cezmi Akdis<sup>2</sup>, Avidan Neumann<sup>1</sup>  
<sup>1</sup>Chair and Institute of Environmental Medicine, UNIKA-T, Technical University of Munich and Helmholtz Zentrum München, Augsburg, Germany, Augsburg, Germany, <sup>2</sup>Swiss Institute for Allergy and Asthma Research, University of Zurich, Davos, Switzerland, Davos, Switzerland
- 75** **IL-17C and IL17A promote skin inflammation in a tiered manner using IL-17RE, IL-17RA and IL-17RC**  
Antia Veal<sup>1</sup>, Jessica Ludwig<sup>1</sup>, Dennis Gruszka<sup>1</sup>, Sigrun Sigurdardottir<sup>1</sup>, Yi Fritz<sup>1</sup>, Philip Klenotic<sup>1</sup>, Nicole Ward<sup>1</sup>  
<sup>1</sup>Case Western Reserve University, Cleveland, United States
- 76** **etermines the type of inflammation in psoriasis mice model**  
Hidetoshi Tsuda<sup>1</sup>, Mayumi Komine<sup>1</sup>, Tomoyuki Hioki<sup>1</sup>, Susume Nakae<sup>2</sup>, Mamitaro Ohtsuki<sup>1</sup>  
<sup>1</sup>Jichi Medical University, Shimotsuke, Japan, <sup>2</sup>The Institute of Medical Science The University of Tokyo, Minato-ku, Japan
- 77** **Dupilumab Therapy for Chronic Refractory Hand Dermatitis**  
Thy Huynh<sup>1</sup>, Suhail Hadi<sup>2</sup>, Kathryn Tan<sup>2</sup>, Emma Guttman-Yassky<sup>2</sup>  
<sup>1</sup>Univ. Of Mississippi Medical Center, Jackson, United States, <sup>2</sup>Icahn School of Medicine at Mount Sinai, New York, United States



- 78** A critical role for IL-37 in regulatory T cell maintenance and CD4+ T cell inhibition  
Douglas Grant Osborne<sup>1</sup>, Joanne Domenico<sup>1</sup>, Charles A Dinarello<sup>2,3</sup>, Mayumi Fujita<sup>1,2,4</sup>  
<sup>1</sup>University Of Colorado SOM, Dermatology, Aurora, United States, <sup>2</sup>University of Colorado SOM, Immunology & Microbiology, Aurora, United States, <sup>3</sup>University of Colorado SOM, Medicine, Aurora, United States, <sup>4</sup>Dept of VA, Eastern Colorado Health Care System, Aurora, United States
- 79** Apremilast did not affect normal human epidermal keratinocytes  
Meijuan Jin<sup>1</sup>, Mayumi Komine<sup>1</sup>, Hidetoshi Tsuda<sup>1</sup>, Mamitaro Ohtsuki<sup>1</sup>  
<sup>1</sup>Jichi Medical University, Department of Dermatology, Tochigi, Japan
- 80** Open Flow Microperfusion (OFM) samples unfiltered and undiluted interstitial fluid from skin  
Joanna Adamczak<sup>1</sup>, Reingard Raml<sup>1</sup>, Frank Sinner<sup>1</sup>, Thomas Birngruber<sup>1</sup>  
<sup>1</sup>Joanneum Research - HEALTH Institute, Graz, Austria
- 81** Cases with higher IL-33 expression in lesional epidermal keratinocytes show better response to TNF inhibitors  
Tomoyuki Hioki<sup>2</sup>, Mayumi Komine<sup>1</sup>, Meijuan Jin<sup>1</sup>, Hidetoshi Tsuda<sup>1</sup>, Mamitaro Ohtsuki<sup>1</sup>  
<sup>1</sup>Jichi Medical University, Shimotsuke, Japan, <sup>2</sup>Kizawa Memorial Hospital, Minokamo, Japan
- 82** First experience of dupilumab in atopic dermatitis patients treated in daily practice: 16-week evaluation of clinical effectiveness and serum biomarkers  
LFM Ariens<sup>1</sup>, DS Bakker<sup>1</sup>, ML Schuttelaar<sup>2</sup>, JL Thijs<sup>1</sup>, D Balak<sup>1</sup>, M Romijn<sup>2</sup>, T Kouwenhoven<sup>3</sup>, M Kamsteeg<sup>3</sup>, B Giovannone<sup>1,1</sup>, J Drylewicz<sup>4</sup>, F van Wijk<sup>4</sup>, S Nierkens<sup>5</sup>, J van der Schaft<sup>1</sup>, M de Bruin-Weller<sup>1</sup>  
<sup>1</sup>Department of Dermatology and Allergology, University Medical Center Utrecht, Utrecht, Netherlands, <sup>2</sup>Department of Dermatology, University Medical Center Groningen, Groningen, Netherlands, <sup>3</sup>Department of Dermatology, Radboud University Medical Center Nijmegen, Nijmegen, Netherlands, <sup>4</sup>Laboratory of Translational Immunology, Utrecht, Utrecht, Netherlands, <sup>5</sup>U-DAIR, University Medical Center Utrecht, Utrecht, Netherlands
- 83** In silico modeling of acute irritant-induced inflammation  
Georgios Stamatias<sup>1</sup>, Jalil Bensaci<sup>1</sup>, Elea Greugny<sup>1</sup>, Thierry Oddos<sup>1</sup>  
<sup>1</sup>Johnson & Johnson Sante Beaute France, Issy-les-moulineaux, France

**84** A combination of serum biomarkers TARC, IL-22, and sIL-2R accurately predicts disease severity in atopic dermatitis patients treated with cyclosporin A or dupilumab

Judith Thijis<sup>1</sup>, Daphne Bakker<sup>1</sup>, Julia Drylewicz<sup>1</sup>, Lieneke Ariens<sup>1</sup>, Jorien van der Schaft<sup>1</sup>, Barbara Giovannone<sup>1</sup>, Marjolein de Bruin-Weller<sup>1</sup>, Femke van Wijk<sup>2</sup>, Stefan Nierkens<sup>2</sup>, Dirkjan Hijnen<sup>3</sup>

<sup>1</sup>UMC Utrecht, department of dermatology and allergology, Utrecht, Netherlands, <sup>2</sup>UMC Utrecht, Laboratory of Translational Immunology, Utrecht, <sup>3</sup>EMC Rotterdam, Department of Dermatology, department of dermatology, Rotterdam, Netherlands

**85** GPR119 is a potent novel regulator of human sebocyte biology

Kinga Fanni Tóth<sup>1</sup>, Arnold Markovics<sup>1</sup>, Dorottya Ádám<sup>1</sup>, Zsófia Péntzes<sup>1,2</sup>, Ágnes Angyal<sup>1</sup>, József Magi<sup>1</sup>, Ágnes Poór<sup>3</sup>, Ilona Kovács<sup>3</sup>, Christos C. Zouboulis<sup>4</sup>, Tamás Bíró<sup>5,6</sup>, Attila Oláh<sup>1</sup>

<sup>1</sup>Department of Physiology, Faculty of Medicine, University of Debrecen, Debrecen, Hungary, <sup>2</sup>Department of Immunology, Faculty of Medicine, University of Debrecen, Debrecen, Hungary, <sup>3</sup>Gyula Kenézy University Hospital, University of Debrecen, Debrecen, Hungary, <sup>4</sup>Departments of Dermatology, Venereology, Allergology and Immunology, Brandenburg Medical School Theodor Fontane, Dessau, Germany, <sup>5</sup>DE-MTA "Lendület" Cellular Physiology Research Group, Department of Immunology, Faculty of Medicine, University of Debrecen, Debrecen, Hungary, <sup>6</sup>HCEMM Nonprofit Ltd., Szeged, Hungary

**86** A Phase 2A, randomised, double-blind, placebo-controlled study to evaluate efficacy and safety of PF-06700841 in patients with moderate-to-severe plaque psoriasis

Seth Forman<sup>1</sup>, David M. Pariser<sup>2</sup>, Yves Poulin<sup>3</sup>, Michael S. Vincent<sup>4</sup>, Steven A. Gilbert<sup>4</sup>, Elizabeth M. Kieras<sup>4</sup>, Ruolun Qiu<sup>4</sup>, Dahong Yu<sup>4</sup>, Jocelyne Papacharalambous<sup>4</sup>, Elena Peeva<sup>4</sup>

<sup>1</sup>Forward Clinical Trials, Tampa, United States, <sup>2</sup>Eastern Virginia Medical School, Norfolk, United States, <sup>3</sup>Centre de Recherche Dermatologique du Québec Métropolitain, Quebec City, Canada, <sup>4</sup>Pfizer Inc, Cambridge, United States

**87** Effect of biopharmaceutical treatment on dendritic cells in psoriasis patients

Aleksandra Petrovic<sup>1</sup>, Silje Solberg<sup>1,2</sup>, Lene Sandvik<sup>2,3</sup>, Roland Jonsson<sup>1,4</sup>, Silke Appel<sup>1</sup>

<sup>1</sup>Broegelmann Research Laboratory, Department of Clinical Science, University of Bergen, Bergen, Norway, <sup>2</sup>Department of Dermatology, Haukeland University Hospital, Bergen, Norway, <sup>3</sup>Department of Clinical Medicine, University of Bergen, Bergen, Norway, <sup>4</sup>Department of Rheumatology, Haukeland University Hospital, Bergen, Norway



- 88** **Topical DS107 for the treatment of mild-to-moderate Atopic Dermatitis: Results from ADVANTAGE, an 8 week phase 2b randomized, double-blind, vehicle-controlled study**  
Moayed Hamza<sup>1</sup>, Mark Lebowitz<sup>2</sup>, Diamant Thaçi<sup>3</sup>, Markus Weissbach<sup>1</sup>, David Coughlan<sup>1</sup>, Emma Guttman-Yassky<sup>2</sup>, Jonathan Peter<sup>4</sup>, John Climax<sup>1</sup>  
<sup>1</sup>DS Biopharma, Dublin, Ireland, <sup>2</sup>Department of Dermatology, Icahn School of Medicine at Mount Sinai, New York, USA, <sup>3</sup>Comprehensive Center for Inflammation Medicine, University of Lübeck, Lübeck, Germany, <sup>4</sup>Allergology and Clinical Immunology Division, Department of Medicine, Groote Schuur Hospital, University of Capetown Lung Institute, Cape Town, South Africa
- 89** **Activation of  $\kappa$ -opioid receptor (KOR) suppresses pro-inflammatory response of human epidermal keratinocytes**  
Domotya Ádám<sup>1</sup>, Kinga Fanni Tóth<sup>1</sup>, Fruzsina Sárkány<sup>1</sup>, Michael Soeberdt<sup>2</sup>, Christoph Abels<sup>2</sup>, Attila Oláh<sup>1</sup>, Tamás Bíró<sup>3,4</sup>  
<sup>1</sup>Department of Physiology, Faculty of Medicine, University of Debrecen, Debrecen, Hungary, <sup>2</sup>Dr. August Wolff GmbH & Co. KG Arzneimittel, Bielefeld, Germany, <sup>3</sup>DE-MTA "Lendület" Cellular Physiology Research Group, Department of Immunology, Faculty of Medicine, University of Debrecen, Debrecen, Hungary, <sup>4</sup>HCEMM Nonprofit Ltd., Szeged, Hungary
- 90** **Proteomics analysis shows that non-invasive epidermal sampling is a robust diagnostic approach for inflammatory skin diseases**  
Anna Bereckmeri<sup>1</sup>, Adewonola Alase<sup>1</sup>, Tom Macleod<sup>3</sup>, Philip Laws<sup>2</sup>, Martin Stacey<sup>3</sup>, Miriam Wittmann<sup>1</sup>  
<sup>1</sup>Leeds Institute of Rheumatic and Musculoskeletal Medicine (LIRMM), University of Leeds, Leeds, United Kingdom, <sup>2</sup>National Institute of Health Research (NIHR), Leeds Biomedical Research Centre (BRC), Leeds Teaching Hospitals, Leeds, United Kingdom, <sup>3</sup>Faculty of Biological Sciences, School of Molecular and Cellular Biology, University of Leeds, Leeds, United Kingdom
- 91** **DS107, a novel oral inhibitor of T-cell activation, improves the molecular signature of Atopic Dermatitis patients**  
Emma Guttman-Yassky<sup>2</sup>, Ana Brandusa Pavel<sup>2</sup>, Moayed Hamza<sup>1</sup>, David Coughlan<sup>1</sup>, Markus Weissbach<sup>1</sup>, Diamant Thaçi<sup>3</sup>, Randall Li<sup>2</sup>, Yeriel D. Estrada<sup>2</sup>, John Climax<sup>1</sup>  
<sup>1</sup>DS Biopharma, Dublin, Ireland, <sup>2</sup>Department of Dermatology, Icahn School of Medicine at Mount Sinai, New York, USA, <sup>3</sup>Comprehensive Center for Inflammation Medicine, University of Lübeck, Lübeck, Germany

- 92** **Skin and serum microRNAs in Psoriasis and their usefulness as biomarkers**  
Hortensia De La Fuente<sup>1</sup>, Pablo Chicharro<sup>1</sup>, Pedro Rodríguez<sup>1</sup>, Ancor Sanz García<sup>1</sup>, Mar Llamas Velasco<sup>1</sup>, Danay Cibrian<sup>1</sup>, Francisco Sanchez-Madrid<sup>1</sup>, Esteban Daudén<sup>1</sup>  
<sup>1</sup>*Hospital Universitario de La Princesa, Madrid, Spain*
- 93** **Experimental and computational analysis of contaminants in skin microbiome research**  
Claudia Hülpüsch<sup>1</sup>, Thomas Nussbaumer<sup>1,2</sup>, Matthias Reiger<sup>1</sup>, Vera Schwierzeck<sup>1,2</sup>, Claudia Traidl-Hoffmann<sup>1,3,4</sup>, Avidan Neumann<sup>1</sup>  
<sup>1</sup>*Chair and Institute of Environmental Medicine, UNIKA-T, Technical University of Munich and Helmholtz Center Munich, Augsburg, Deutschland, <sup>2</sup>Institute of Network Biology (INET), Helmholtz Center Munich, Munich, Deutschland, <sup>3</sup>ZIEL - Institute for Food & Health, Technical University of Munich, Freising, Deutschland, <sup>4</sup>Christine Kühne-Center for Allergy Research and Education (CK-CARE), Davos, Switzerland*
- 94** **An investigation of the molecular pathogenesis of Generalized Pustular Psoriasis through neutrophil RNAseq**  
Marta Vergnano<sup>1</sup>, Marika Catapano<sup>1</sup>, Jonathan Barker<sup>1</sup>, Catherine Smith<sup>1</sup>, Francesca Capon<sup>1</sup>  
<sup>1</sup>*Division of Genetics and Molecular Medicine, King's College London, London SE1 9RT, UK, London, United Kingdom*
- 95** **Risk of anaphylaxis and conjunctivitis with tralokinumab in atopic dermatitis (AD): Analysis of a Phase 2b, randomized, double-blind, placebo-controlled study (NCT02347176)**  
Andreas Wollenberg<sup>1</sup>, Emma Guttman-Yassky<sup>2</sup>, Mathias Torpet<sup>3</sup>, Jonathan I Silverberg<sup>4</sup>  
<sup>1</sup>*Department of Dermatology and Allergy, Ludwig Maximilian University, Munich, Germany, <sup>2</sup>Department of Dermatology and the Laboratory for Inflammatory Skin Diseases, Icahn School of Medicine at Mount Sinai, New York, USA, <sup>3</sup>LEO Pharma A/S, Ballerup, Denmark, <sup>4</sup>Departments of Dermatology, Preventive Medicine, and Medical Social Sciences, Feinberg School of Medicine, Northwestern University, Chicago, USA*
- 96** **Tralokinumab significantly reduces Staphylococcus aureus colonization in adult patients with moderate-to-severe atopic dermatitis (AD): Results from a Phase 2b, randomized, double-blind, placebo-controlled study (NCT02347176)**  
Emma Guttman-Yassky<sup>1</sup>, Jonathan I Silverberg<sup>2</sup>, Jef Fensholdt<sup>3</sup>, Kirsten K Lindegaard<sup>3</sup>, Andreas Wollenberg<sup>4</sup>  
<sup>1</sup>*Department of Dermatology and the Laboratory for Inflammatory Skin Diseases, Icahn School of Medicine at Mount Sinai, New York, USA, <sup>2</sup>Departments of Dermatology, Preventive Medicine, and Medical Social Sciences, Feinberg School of Medicine, Northwestern University, Chicago, USA, <sup>3</sup>LEO Pharma A/S, Ballerup, Denmark, <sup>4</sup>Department of Dermatology and Allergy, Ludwig Maximilian University, Munich, Germany*



- 97** **Tralokinumab with topical corticosteroids (TCS) improves health-related quality of life (HRQoL) in adults with moderate-to-severe atopic dermatitis (AD): A Phase 2b, randomized, double-blind, placebo-controlled study**  
Jonathan I Silverberg<sup>1</sup>, Nana Kragh<sup>2</sup>, Emma Guttman-Yassky<sup>3</sup>, Andreas Wollenberg<sup>4</sup>  
<sup>1</sup>Departments of Dermatology, Preventive Medicine, and Medical Social Sciences, Feinberg School of Medicine, Northwestern University, Chicago, USA, <sup>2</sup>LEO Pharma A/S, Ballerup, Denmark, <sup>3</sup>Department of Dermatology and the Laboratory for Inflammatory Skin Diseases, Icahn School of Medicine at Mount Sinai, New York, USA, <sup>4</sup>Department of Dermatology and Allergy, Ludwig Maximilian University, Munich, Germany
- 98** **Validation of the Peak Pruritis Numerical Rating Scale (NRS) in Adolescent Moderate-to-severe Atopic Dermatitis Patients for Use in Clinical Trials**  
Gil Yosipovitch<sup>1</sup>, Isabelle Guillemin<sup>2</sup>, Laurent Eckert<sup>2</sup>, Matthew Reaney<sup>3</sup>, Lauren Nelson<sup>4</sup>, Marci Clark<sup>5</sup>, Nicole Williams<sup>4</sup>, Ashish Bansal<sup>6</sup>, Abhijit Gadkar<sup>6</sup>  
<sup>1</sup>Department of Dermatology and Itch Center Miller School of Medicine U Miami, Florida, United States, <sup>2</sup>Sanofi, Lyon, France, <sup>3</sup>Sanofi, Guilford, United Kingdom, <sup>4</sup>RTI Health Solutions, Research Triangle Park, , United States, <sup>5</sup>RTI Health Solutions, Ann Arbor, United States, <sup>6</sup>Regeneron Pharmaceuticals, Inc., Tarrytown, United States
- 99** **The cutaneous microbiome changes significantly in the course of allogeneic hematopoietic stem cell transplantation**  
Nadine Bayer<sup>1</sup>, Johanna Strobl<sup>1</sup>, Lukas Hammer<sup>1</sup>, Alessandra Riva<sup>2</sup>, Vijaykumar Patra<sup>3</sup>, David Berry<sup>2</sup>, Georg Stary<sup>1</sup>  
<sup>1</sup>Department of Dermatology, Division of Immunology, Allergy and Infectious Diseases, Medical University of Vienna, Vienna, Austria, <sup>2</sup>Division of Microbial Ecology, University of Vienna, Vienna, Austria, <sup>3</sup>Department of Dermatology, Medical University of Graz, Vienna, Austria
- 100** **Reduced cutaneous CD200R1 signalling exacerbates inflammatory responses in psoriatic skin**  
Shafqat Jaigirdar<sup>1</sup>, Holly Linley<sup>1</sup>, Chris EM Griffiths<sup>1</sup>, Amy Saunders<sup>1</sup>  
<sup>1</sup>Lydia Becker Institute of Immunology and Inflammation, University Of Manchester, Manchester, United Kingdom
- 101** **Selective IL-23 Blockade with Guselkumab (GUS) Neutralizes Th17- and Psoriasis-associated Serum, Cellular, and Transcriptomic Measures More Potently Than Dual IL-12/23 Blockade with Ustekinumab (UST)**  
Kim Campbell<sup>1</sup>, Patrick Branigan<sup>1</sup>, Feifei Yang<sup>1</sup>, Yanqing Chen<sup>1</sup>, Yevgeniya Orlovsky<sup>1</sup>, M. Merle Elloso<sup>1</sup>, Jacqueline Benson<sup>1</sup>, Sandra Garcet<sup>2</sup>, James Krueger<sup>2</sup>, Katherine Li<sup>1</sup>  
<sup>1</sup>Janssen Research & Development, LLC, Spring House, United States, <sup>2</sup>Center for Clinical and Translational Science, The Rockefeller University, New York, United States

**102 Low-input RNA sequencing reveals survival program of human skin-resident T cells during complete myeloablation**

Johanna Strobl<sup>1</sup>, Ram Vinay-Pandey<sup>1</sup>, Nadine Bayer<sup>1</sup>, Manuel Mayrdorfer<sup>1</sup>, Bärbel Reininger<sup>1</sup>, Lisa KleiBl<sup>1</sup>, Peter Kalhs<sup>2</sup>, Werner Rabitsch<sup>2</sup>, Christoph Bock<sup>3</sup>, Georg Hopfinger<sup>2</sup>, Thomas Krausgruber<sup>3</sup>, Georg Stary<sup>1</sup>

<sup>1</sup>Department of Dermatology, Medical University of Vienna, Vienna, Austria, <sup>2</sup>Department of Internal Medicine I, Medical University of Vienna, Vienna, Austria, <sup>3</sup>Center for Molecular Medicine, Vienna, Austria

**103 Cerdulatinib (DMVT-502), a novel, topical dual Janus kinase/spleen tyrosine kinase inhibitor, improves the cellular and molecular cutaneous signature in patients with atopic dermatitis**

Stephen Piscitelli<sup>1</sup>, James Lee<sup>2</sup>, Kimberly McHale<sup>1</sup>, Jon Collins<sup>3</sup>, Dawn Gillmor<sup>4</sup>, Glenn Tabolt<sup>1</sup>, Randall Li<sup>5</sup>, Ana B. Pavel<sup>5</sup>, Anna M. Tallman<sup>6</sup>, Emma Guttman-Yassky<sup>5</sup>

<sup>1</sup>Dermavant Sciences, Inc., Durham, United States, <sup>2</sup>Dermavant Sciences, Inc., Philadelphia, United States, <sup>3</sup>Immunovant, Inc., Durham, United States, <sup>4</sup>Enzyvant, Inc., Durham, United States, <sup>5</sup>Icahn School of Medicine at Mount Sinai Medical Center, New York, United States, <sup>6</sup>Dermavant Sciences, Inc., New York, United States

**104 Investigation of cerdulatinib (DMVT-502), a dual Janus kinase/spleen tyrosine kinase inhibitor, in a mouse model of vitiligo**

Vincent Azzolino<sup>1</sup>, Kimberly McHale<sup>2</sup>, John E. Harris<sup>1</sup>

<sup>1</sup>University of Massachusetts Medical School, Worcester, United States, <sup>2</sup>Dermavant Sciences, Inc., Durham, United States

**105 Imputation of KIR Genes in over 80,000 Samples Reveals Previously Unknown Associations with Psoriasis**

Richard Ahn<sup>1</sup>, Damjan Vukcevic<sup>2</sup>, Allan Motyers<sup>2</sup>, David Ellinghaus<sup>4</sup>, Lam C. Tsoi<sup>5</sup>, Rajan P. Nair<sup>5</sup>, Jorge Oksenberg<sup>6</sup>, John Foerster<sup>7</sup>, James T. Elder<sup>5</sup>, Andre Franke<sup>4</sup>, Eric Jorgenson<sup>8</sup>, Stephen Leslie<sup>2,3</sup>, Wilson Liao<sup>6</sup>

<sup>1</sup>University of California Los Angeles (UCLA), Los Angeles, United States, <sup>2</sup>University of Melbourne, Parkville, Australia, <sup>3</sup>Murdoch Childrens Research Institute, Parkville, Australia, <sup>4</sup>Kiel University, Kiel, Germany, <sup>5</sup>University of Michigan, Ann Arbor, United States, <sup>6</sup>University of California San Francisco (UCSF), San Francisco, United States, <sup>7</sup>University of Dundee, Dundee, United Kingdom, <sup>8</sup>Kaiser Permanente Division of Research, Oakland, United States

**106 Innovative and robust 3D in vitro models to mimic the characteristic features of atopic skin**

Marine Laclavier<sup>1</sup>, Pauline Rouaud-Tinguely<sup>1</sup>, Laëtitia Marchand<sup>1</sup>, David Boudier<sup>1</sup>, Brigitte Closs<sup>1</sup>

<sup>1</sup>Silab R&D department, Saint-viance, France



**107 Effectiveness of low-dose, low-frequency PUVA treatment and maintenance in early stage (IA-IIA) mycosis fungoides**

Pablo Vievra-Garcia<sup>1</sup>, Regina Fink-Puches<sup>1</sup>, Stefanie Porkert<sup>2</sup>, Roland Lang<sup>3</sup>, Sophie Pöchlauser<sup>4</sup>, Gudrun Ratzinger<sup>5</sup>, Adrian Tanew<sup>2</sup>, Sylvia Selhofer<sup>3</sup>, Sator Paul-Gunther<sup>4</sup>, Angelika Hofer<sup>1</sup>, Alexandra Gruber-Wackernagel<sup>1</sup>, Franz Legat<sup>1</sup>, Patra Vijaykumar<sup>1</sup>, Franz Quehenberger<sup>6</sup>, Lorenzo Cerroni<sup>1</sup>, Rachael Clark<sup>7</sup>, Peter Wolf<sup>1</sup>

<sup>1</sup>Department of Dermatology, Medical University of Graz, Graz, Austria, <sup>2</sup>Department of Dermatology, Medical University of Vienna, Vienna, Austria, <sup>3</sup>Department of Dermatology, Paracelsus Medical University, Salzburg, Austria, <sup>4</sup>Department of Dermatology, Hietzing Hospital, Vienna, Austria, <sup>5</sup>Department of Dermatology and Venerology, Medical University of Innsbruck, Innsbruck, Austria, <sup>6</sup>Institute of Medical Informatics, Statistics and Documentation, Medical University of Graz, Graz, Austria, <sup>7</sup>Department of Dermatology, Brigham and Women's Hospital, Harvard University, Boston, United States of America

**108 A review of dermatomyositis induced by drugs**

Afsheen Sharifzadeh<sup>1</sup>, Mehdi Rashighi<sup>1</sup>

<sup>1</sup>Department of Dermatology, University Of Massachusetts Medical School, Worcester, United States

**109 Real-world outcomes of secukinumab in psoriasis: A single-center experience in Taiwan**

Cheng-han Liu<sup>1</sup>, Chaw-ning Lee<sup>1</sup>, Chao-chun Yang<sup>1</sup>

<sup>1</sup>Department of Dermatology, National Cheng Kung University Hospital, College of Medicine, National Cheng Kung University, Tainan, Taiwan

**110 Clonality assessment in blood and immunotyping of malignant cells to support choice of treatment for erythrodermic CTCL patients, a CD52 success story of precision medicine**

Pablo Vievra-Garcia<sup>1</sup>, Isabella Perchtaler<sup>1</sup>, Thomas Graier<sup>1</sup>, Peter Wolf<sup>1</sup>

<sup>1</sup>Medical University of Graz, Graz, Austria

- 111 Defective expression of polycystin-1 promotes inflammation and angiogenesis in psoriasis**  
Antonios N. Gargalionis<sup>1</sup>, Evangelia Papadavid<sup>5</sup>, Lina S. Malakou<sup>1</sup>, Christos Adamopoulos<sup>1</sup>, Christina Piperi<sup>1</sup>, Irene Theohari<sup>2</sup>, Marjan Nokhbehshaim<sup>3</sup>, James Deschner<sup>4</sup>, Georgios Kokkalis<sup>5</sup>, Penelope Korkolopoulou<sup>2</sup>, Athanasios G. Papavassiliou<sup>1</sup>, Efthimia K. Basdra<sup>1</sup>  
<sup>1</sup>Department of Biological Chemistry, Medical School, National and Kapodistrian University of Athens, Athens, Greece, <sup>2</sup>First Department of Pathology, Medical School, National and Kapodistrian University of Athens, 'Laikon' General Hospital, Athens, Greece, <sup>3</sup>Section of Experimental Dento-Maxillo-Facial Medicine, Center of Dento-Maxillo-Facial Medicine, University of Bonn, Bonn, Germany, <sup>4</sup>Department of Periodontology and Operative Dentistry, University Medical Center of the Johannes Gutenberg University, Mainz, Germany, <sup>5</sup>Second Department of Dermatology, Medical School, National and Kapodistrian University of Athens, 'Attikon' General University Hospital, Athens, Greece
- 112 Resident T cells trigger disease-associated tissue responses that stratify clinical outcome in human psoriasis**  
Irene Gallais-Sérézal<sup>1</sup>, Elena Hoffer<sup>1</sup>, Stanley Cheuk<sup>1</sup>, Liv Eidsmo<sup>1</sup>  
<sup>1</sup>Karolinska Institutet and New Karolinska Hospital, Stockholm, Sweden
- 113 Stimulator of interferon genes (STING) regulates ultraviolet radiation induced suppression of cutaneous immune responses**  
Mohammad Asif Sherwani<sup>1</sup>, Kevin Yang, Nabiha Yusuf<sup>1</sup>  
<sup>1</sup>University of Alabama at Birmingham, Birmingham, United States
- 114 CTLA-4 induces IDO1 enzymatic activity in dermal dendritic cells from UVB-treated skin**  
Elisa Martini<sup>1</sup>, Elena Hoffer<sup>1</sup>, Stanley Cheuk<sup>1</sup>, Daniel Ketelhuth<sup>1</sup>, Liv Eidsmo<sup>1</sup>  
<sup>1</sup>Karolinska Institutet, Stockholm, Sweden
- 115 Culprit drugs induce specific IL-36 overexpression in Acute Generalized Exanthematous Pustulosis**  
Barbara Meier<sup>1</sup>, Mark Mellett<sup>1</sup>, Emmanuel Contassot<sup>1</sup>, Lars French<sup>1</sup>, Laurence Feldmeyer<sup>2</sup>  
<sup>1</sup>University Hospital Zurich, Zurich, Switzerland, <sup>2</sup>University Hospital Bern, Bern, Switzerland
- 116 Development of tools to study functional properties of scarce resident T cells in human skin.**  
Jaanika Kärner<sup>1,2</sup>, Borislav Ignatov<sup>1,2</sup>, Liv Eidsmo<sup>1,2</sup>  
<sup>1</sup>Dermatology and Venereology Unit, Department of Medicine Solna, Karolinska Institute, Stockholm, Sweden, <sup>2</sup>Department of Dermatology, Karolinska University Hospital Solna, Stockholm, Sweden



**117 Early Improvement in Pruritus and Reduction in Clinical Signs in a Phase 2a Mechanism of Action Study of Crisaborole in Mild to Moderate Atopic Dermatitis**

Robert Bissonnette<sup>1</sup>, William C. Ports<sup>2</sup>, Chuanbo Zang<sup>3</sup>, Ivana Vranic<sup>4</sup>, John L. Werth<sup>3</sup>, Vivek S. Purohit<sup>2</sup>, Michael A. Zielinski<sup>3</sup>, Bonnie Vlahos<sup>3</sup>, Etienne Saint-Cyr-Proulx<sup>1</sup>, Yeriell D. Estrada<sup>5</sup>, Ana B. Pavel<sup>5</sup>, Emma Guttman-Yassky<sup>5</sup>

<sup>1</sup>Innovaderm Research, Montreal, Canada, <sup>2</sup>Pfizer Inc., Groton, USA, <sup>3</sup>Pfizer Inc., Collegetown, USA, <sup>4</sup>Pfizer Inc., Surrey, UK, <sup>5</sup>Icahn School of Medicine at Mount Sinai, New York, USA

**118 Inhibitory checkpoint receptors control CD8+ resident memory T cells to prevent skin allergy**

Pia Gamradt<sup>1</sup>, Léo Laoubi<sup>1</sup>, Audrey Nosbaum<sup>1</sup>, Virginie Mutez<sup>1</sup>, Vanina Lenief<sup>1</sup>, Sophie Grande<sup>2</sup>, Daniel Redoulès<sup>3</sup>, Anne-Marie Schmitt<sup>4</sup>, Jean-François Nicolas<sup>1</sup>, Marc Vocanson<sup>1</sup>

<sup>1</sup>CIRI, International Center for Infectiology Research, Lyon, France, <sup>2</sup>Allergology & Clinical Immunology, CH Lyon-Sud, Pierre-Bénite, France, <sup>3</sup>Pierre Fabre R&D Dermocosmétique, Toulouse, France, <sup>4</sup>Pierre Fabre R&D Pharmaceuticals, Toulouse, France

**119 Successful Treatment of Kimura Disease Using Intravenous Immunoglobulin**

Malak Altewerki<sup>1</sup>, Nada Alqadri, Saad Alajlan

<sup>1</sup>Alfaisal University, Riyadh, Saudi Arabia

**120 Massive expansion of drug-specific, clonotypic and polycytotoxic CD8+ T cells in Toxic Epidermal Necrolysis**

Axel Patrice Villani<sup>1</sup>, Aurore Rozieres<sup>1</sup>, Benoît Bensaid<sup>2</sup>, Klara Eriksson<sup>3</sup>, Floriane Fusil<sup>1</sup>, Audrey Nosbaum<sup>1,4</sup>, Floriane Albert<sup>1</sup>, Virginie Mutez<sup>1</sup>, Tugba Baysal<sup>1</sup>, Mathilde Tardieu<sup>1</sup>, Omran Allatif<sup>1</sup>, Thibault Andrieu<sup>5</sup>, Denis Jullien<sup>2</sup>, Catherine Giannoli<sup>6</sup>, Henri Gruffat<sup>1</sup>, Marc Pallardy<sup>7</sup>, Janet Maryanski<sup>8</sup>, François-Loïc Cosset<sup>1</sup>, Osami Kanagawa<sup>1</sup>, Jean-François Nicolas<sup>1,4</sup>, Daniel Yerly<sup>3</sup>, Marc Vocanson<sup>1</sup>

<sup>1</sup>CIRI, International Center for Infectiology Research, Lyon, France, <sup>2</sup>Dermatology department, CH Edouard Herriot, Lyon, France, <sup>3</sup>Rheumatology, Immunology and Allergology department, University Hospital, Bern, Switzerland, <sup>4</sup>Allergology & Clinical Immunology department, CH Lyon-Sud, Pierre Bénite, France, <sup>5</sup>SFR Biosciences, UMS3444/US8, Lyon, France, <sup>6</sup>Etablissement Français du Sang, Lyon, France, <sup>7</sup>INSERM UMR 996, Châtenay-Mallabry, France, <sup>8</sup>Nice Sophia Antipolis University, Nice, France

**121 Development of tools to study functional properties of scarce resident T cells in human skin**

Borislav Ignatov<sup>1,2</sup>, Jaanika Karner<sup>1,2</sup>, Liv Eidsmo<sup>1,2</sup>

<sup>1</sup>Dermatology and Venereology Unit, Department of Medicine Solna, Karolinska Institute, Sweden, <sup>2</sup>Department of Dermatology, Karolinska University Hospital Solna, Sweden

- 122** Unraveling the roles of apocrine sweat glands in Hidradenitis Suppurativa  
Catherine Lu<sup>1</sup>  
<sup>1</sup>*New York University Langone Medical Center, New York, United States*
- 123** New innovative approach combining comparative transcriptomics from three unique psoriasis models to identify predictive PSA biomarkers  
William Swindell<sup>1</sup>, Johann Gudjonsson<sup>2</sup>, Nicole Ward<sup>3</sup>  
<sup>1</sup>*Ohio University, Athens, United States*, <sup>2</sup>*University of Michigan, Ann Arbor, United States*,  
<sup>3</sup>*Case Western Reserve University, Cleveland, United States*
- 124** Inflammasome Signaling and Impaired Vascular Health in Psoriasis  
Michael Garshick<sup>1</sup>, Tessa Barrett<sup>1</sup>, Todd Wechter<sup>3</sup>, Sarah Azarchi<sup>1</sup>, Sanja Jelic<sup>2</sup>, Stuart Katz<sup>1</sup>,  
Jose Scher<sup>1</sup>, Andrea Neimann<sup>1</sup>, Judilyn Duculan-Fuentes<sup>4</sup>, Edward Fisher<sup>1</sup>, James Krueger<sup>4</sup>,  
Jeffrey Berger<sup>1</sup>  
<sup>1</sup>*New York University Health Langone, New York City, United States*, <sup>2</sup>*Columbia University Medical Center, New York City, United States of America*, <sup>3</sup>*Stony Brook University, Stony Brook, United States of America*, <sup>4</sup>*Rockefeller University, New York City, United States of America*
- 125** Selective oral JAK3 and TYK2/JAK1 kinase inhibitors both demonstrate significant hair-growth compared to placebo and improvement of hair-associated keratins in patients with moderate-to-severe Alopecia Areata  
Emma Guttman-Yassky<sup>1</sup>, Karen Page<sup>2</sup>, Ana B Pavel<sup>1</sup>, Aisleen Diaz<sup>1</sup>, Yeriel Estrada<sup>1</sup>, Anindita Banerjee<sup>2</sup>, Weidong Zhang<sup>2</sup>, Linda Zhu<sup>2</sup>, Christopher Banfield<sup>2</sup>, Lori Cox<sup>2</sup>, Michael Vincent<sup>2</sup>,  
Elena Peeva<sup>2</sup>  
<sup>1</sup>*Icahn School of Medicine at Mt. Sinai, New York, United States*, <sup>2</sup>*Pfizer Inc, Cambridge, United States*
- 126** *Macrocystis pyrifera* kelp ferment: anti-inflammatory and pro-resolution properties in skin cells  
Donald Collins<sup>1</sup>, Krystle Corallo<sup>2</sup>, Nevena Karaman-Jurukovska<sup>2</sup>, Cynthia Hsu<sup>2</sup>, Dawn Layman<sup>2</sup>,  
Nadine Pernodet<sup>2</sup>  
<sup>1</sup>*Max Huber Research Laboratories, Melville, United States*, <sup>2</sup>*Estee Lauder Research Laboratories, Melville, United States*
- 127** Dysbiosis in Obese Individuals Includes Overrepresentation of *Corynebacterium*, a Known Inflammatory Microbe in the Obese State  
Michael Brandwein<sup>1</sup>, Ariel Katz<sup>1</sup>, Ron Kohen<sup>1,2</sup>  
<sup>1</sup>*MYOR, Jerusalem, Israel*, <sup>2</sup>*Hebrew University of Jerusalem, Jerusalem, Israel*



**128** Circulating levels of psoriasis-related miRNAs and cardiometabolic risk factors in patients with moderate-severe plaque psoriasis

Jesus Gay-Mimbrera<sup>1</sup>, Macarena Aguilar-Luque<sup>1</sup>, JL Sanz-Cabanillas<sup>1,2</sup>, Pedro Carmona<sup>1,2</sup>, Fran Gómez-García<sup>1,2</sup>, Beatriz Isla-Tejera<sup>1,3</sup>, Antonio Velez Garcia-Nieto<sup>1,2</sup>, Juan Ruano<sup>1,2</sup>

<sup>1</sup>Instituto Maimónides de Investigación Biomédica de Córdoba (IMIBIC)/Hospital Universitario Reina Sofía/University of Cordoba, Córdoba, Spain, <sup>2</sup>Department of Dermatology, Hospital Universitario Reina Sofía, Córdoba, Spain, <sup>3</sup>Department of Pharmacy, Hospital Universitario Reina Sofía, Córdoba, España

**129** Molecular skin and serum profiles of orphan ichthyoses demonstrate Th17 pathway activation and barrier defect

Helen He<sup>1</sup>, Kunal Malik<sup>1</sup>, Thy Nhat Hyunh<sup>3</sup>, Gary Tran<sup>3</sup>, Kelly Mueller<sup>3</sup>, Kristina Doytcheva<sup>3</sup>, Yael Renert-Yuval<sup>4</sup>, Tali Czarnowicki<sup>1,2</sup>, Yerieli Estrada<sup>1</sup>, Xiangyu Peng<sup>1</sup>, Hui Xu<sup>1</sup>, Xiuzhong Zheng<sup>2</sup>, James Krueger<sup>2</sup>, Amy Paller<sup>3</sup>, Emma Guttman-Yassky<sup>1,2</sup>

<sup>1</sup>Department of Dermatology and the Immunology Institute, Icahn School of Medicine at Mount Sinai, New York, United States, <sup>2</sup>Laboratory for Investigative Dermatology, Rockefeller University, New York, United States, <sup>3</sup>Departments of Dermatology and Pediatrics, Northwestern University Feinberg School of Medicine, Chicago, United States, <sup>4</sup>Department of Dermatology, Hebrew University Medical Center, Jerusalem, Israel

**130** A selective inhibitor of TYK2, BMS-986165, improves molecular, cellular, and clinical biomarkers associated with efficacy in moderate-to-severe psoriasis

Ian M Catlett<sup>1</sup>, Sarah Hu<sup>1</sup>, Subhashis Banerjee<sup>1</sup>, Kenneth Gordon<sup>2</sup>, James G Krueger<sup>3</sup>

<sup>1</sup>Bristol-Myers Squibb, Princeton, United States, <sup>2</sup>Medical College of Wisconsin, Milwaukee, United States, <sup>3</sup>The Rockefeller University, New York, United States

**131** WITHDRAWN

**132** Which characteristics does an optimal animal model for psoriasis need to show?

Amos Gilhar<sup>1</sup>, Aviad Keren<sup>1</sup>, Ralf Paus<sup>2,3</sup>

<sup>1</sup>Technion, Haifa, Israel, <sup>2</sup>University of Miami, Miami, U.S.A, <sup>3</sup>University of Manchester, Manchester, U.K

**133** Development of a novel humanized mouse model for atopic dermatitis

Aviad Keren<sup>1</sup>, Christoph Riethmüller<sup>2</sup>, Yehuda Ullmann<sup>1</sup>, Ralf Paus<sup>3,4</sup>, Amos Gilhar<sup>1</sup>

<sup>1</sup>Technion, Haifa, Israel, <sup>2</sup>Serendip GmbH, Munster, Germany, <sup>3</sup>University of Manchester, Manchester, U.K, <sup>4</sup>University of Miami, Miami, U.S.A

**134 Mouse models of alopecia areata: C3H/HeJ mice versus the humanized AA mouse model**

Amos Gilhar<sup>1</sup>, Aviad Keren<sup>1</sup>, Ralf Paus<sup>2,3</sup>

<sup>1</sup>*Skin Research Laboratory, Rappaport Faculty of Medicine, Technion – Israel Institute of Technology, Haifa, Israel,* <sup>2</sup>*Department of Dermatology & Cutaneous Surgery, University of Miami, Miller School of Medicine, Miami, FL, USA,* <sup>3</sup>*Dermatology Research Centre, University of Manchester and NIHR Manchester Biomedical Research Centre, Manchester, UK*

**135 Exploiting a human skin platform for analysis of anti-inflammatory compounds**

Damon Bevan<sup>1</sup>, Erica Hawkins<sup>2</sup>, Jeremy Turner<sup>3</sup>, Govind Chandra<sup>2</sup>, Gerhard Saalbach<sup>2</sup>, Marc Moncrieff<sup>3</sup>, Cathie Martin<sup>2</sup>, Jelena Gavrilovic<sup>1</sup>

<sup>1</sup>*Norwich Skin Platform, School of Biological Sciences, University Of East Anglia, Norwich Research Park, Norwich, United Kingdom,* <sup>2</sup>*John Innes Centre, Norwich Research Park, Norwich, UK,* <sup>3</sup>*Norfolk and Norwich University Hospitals NHS Foundation Trust, Norwich Research Park, Norwich, UK*

**136 Molecular Profiling of Acne Vulgaris reveals systemic up-regulation of Th17/Th1 axes even in non-lesional skin**

Teresa Song<sup>1</sup>, Ana B. Pavel<sup>1</sup>, Ester Del Duca<sup>1</sup>, Ning Zhang<sup>1</sup>, Yerieli Estrada<sup>1</sup>, Brian Kidd<sup>2</sup>, Joel T. Dudley<sup>2</sup>, Panayiota Govas<sup>1</sup>, Emma Guttman-Yassky<sup>1</sup>

<sup>1</sup>*Department of Dermatology, Laboratory of Inflammatory Skin Diseases, Icahn School of Medicine at Mount Sinai, New York, United States,* <sup>2</sup>*The Genomic Institute, Icahn School of Medicine at Mount Sinai, New York, United States*

**137 Frontal Fibrosing Alopecia tissue profiling exhibits Th1 and JAK-STAT upregulation with diminished expression of stem cell markers**

Juan Ruano Ruiz<sup>1</sup>, Riana D. Sanyal<sup>2</sup>, Teresa Song<sup>2</sup>, Ana B. Pavel<sup>2</sup>, Jesus Gay-Mimbrera<sup>1</sup>, Robert G. Phelp<sup>3</sup>, Ning Zhang<sup>2</sup>, Juan Luis Sanz-Cabanillas<sup>4</sup>, Randall Li<sup>2</sup>, Daniella Mikhaylov<sup>2</sup>, Yerieli Estrada<sup>2</sup>, Emma Guttman-Yassky<sup>2</sup>

<sup>1</sup>*Department of Dermatology, IMIBIC/Reina Sofía University Hospital, University of Córdoba, Spain,* <sup>2</sup>*Department of Dermatology, and Laboratory of Inflammatory Skin Diseases, Icahn School of Medicine at Mount Sinai, New York, United States,* <sup>3</sup>*Department of Pathology, Division of Dermatopathology, Icahn School of Medicine at Mount Sinai, New York, United States,* <sup>4</sup>*Immune-mediated Inflammatory Skin Diseases Research Group, IMIBIC/Reina Sofía University Hospital, University of Córdoba, Spain*

**138 Blood endotyping distinguishes the profile of vitiligo from other inflammatory and autoimmune skin diseases**

Tali Czarnowicki<sup>1,2</sup>, Helen He<sup>1</sup>, Alexandra Leonard<sup>1</sup>, Hyun Je Kim<sup>1</sup>, Naoya Kameyama<sup>1</sup>, Ana Pavel<sup>1</sup>, Yerieli Estrada<sup>1</sup>, Hee Kim<sup>1</sup>, Margot Chima<sup>1</sup>, Mark Lebwohl<sup>1</sup>, James Krueger<sup>2</sup>, Emma Guttman-Yassky<sup>1,2</sup>

<sup>1</sup>*Department of Dermatology and the Immunology Institute, Icahn School of Medicine at Mount Sinai, New York, United States,* <sup>2</sup>*Laboratory for Investigative Dermatology, Rockefeller University, New York, United States*



## Late-breaking Abstracts per November 26, 2018

### LB 1 Urinary squamous cell carcinoma antigen in psoriasis patients: the first pilot study

Jingwen Xue<sup>1</sup>, Ziwen Sun<sup>2,3</sup>, Xiaomin Shi<sup>4</sup>, Yun Wang<sup>3</sup>, Suzhen Ji<sup>3</sup>, [Yi Zhao](#)<sup>1</sup>

<sup>1</sup>Department of Dermatology, Beijing Tsinghua Changgung Hospital, School of Clinical Medicine, Tsinghua University, Beijing 102218, China, <sup>2</sup>Shanghai dermatology Hospital, 20034 Shanghai China, <sup>3</sup>Department of Dermatology and Venereology, Peking University First hospital, Beijing 100191, China, <sup>4</sup>Department of Clinical Laboratory, Peking University First hospital, Beijing 100034, China

### LB 2 Epidermal neutrophil recruitment in response to staphylococcus aureus colonization of human skin

[Anette Schulz](#)<sup>1</sup>, Lisanne de Vor<sup>1,2</sup>, Long Liang<sup>3</sup>, Jaanika Kärner<sup>3</sup>, Markus Ehrström<sup>4</sup>, Fredrik Wermeling<sup>3</sup>, Liv Eidsmo<sup>3</sup>, Keira Melican<sup>1</sup>

<sup>1</sup>Swedish Medical Nanoscience Center, Department of Neuroscience, Karolinska Institutet, Stockholm, Sweden, <sup>2</sup>Graduate School of Life Science, Utrecht University, Utrecht, Netherlands, <sup>3</sup>Department of Medicine, Karolinska universitetssjukhuset, Stockholm, Sweden, <sup>4</sup>Department of Molecular Medicine and Surgery, Karolinska universitetssjukhuset, Stockholm, Sweden

### LB 3 Efficacy and safety of BI 655130, an anti-interleukin-36 receptor antibody, in patients with a moderate-to-severe generalized pustular psoriasis flare

Hervé Bachelez<sup>1</sup>, Siew Eng Choon<sup>2</sup>, Slaheddine Marrakchi<sup>3</sup>, A David Burden<sup>4</sup>, Tsen-Fang Tsai<sup>5</sup>, Akimichi Morita<sup>6</sup>, Hamida Turki<sup>3</sup>, David B Hall<sup>7</sup>, Chandrasena Pamulapati<sup>7</sup>, Patrick Baum<sup>8</sup>, [Steven J Padula](#)<sup>9</sup>, Christian Thoma<sup>9</sup>

<sup>1</sup>UMR INSERM U116<sup>3</sup>, Institut Imagine, Paris, France, <sup>2</sup>Clinical School Johor, Monash University Malaysia, Johor Bahru, Malaysia, <sup>3</sup>Hedi Chaker University Hospital, Sfax, Tunisia, <sup>4</sup>Institute of Infection Immunity and Inflammation, University of Glasgow, UK, <sup>5</sup>National Taiwan University, Taipei, Taiwan, <sup>6</sup>Nagoya City University, Nagoya, Japan, <sup>7</sup>Boehringer Ingelheim Pharmaceuticals, Ridgefield, CT, USA, <sup>8</sup>Boehringer Ingelheim International GmbH, Biberach, Germany, <sup>9</sup>Boehringer Ingelheim International GmbH, Ingelheim, Germany

### LB 4 Guselkumab demonstrates superior long-term responses to secukinumab at Week48 in the treatment of moderate to severe psoriasis: Results from the ECLIPSE trial

[Richard Langley](#)<sup>1</sup>, Andrew Blauvelt<sup>2</sup>, April Armstrong<sup>3</sup>, Shu Li<sup>4</sup>, Ming-Chun Hsu<sup>4</sup>, Susan Flavin<sup>4</sup>, Bruce Randazzo<sup>5</sup>, Kristian Reich<sup>6</sup>

<sup>1</sup>Dalhousie University, Halifax, NS, <sup>2</sup>Oregon Medical Research Center, Portland, OR, USA, <sup>3</sup>Keck School of Medicine, University of Southern California, Los Angeles, CA, USA, <sup>4</sup>Janssen Research & Development, LLC, Spring House, PA, <sup>5</sup>Janssen Research & Development, LLC, Spring House, PA/University of Pennsylvania, Phila, PA, <sup>6</sup>Dermatologikum Berlin and SCIderm Research Institute, Hamburg, Germany

# Does Psoriasis Treatment Alt

## Examining th

[www.medscape.org/townhall/psor](http://www.medscape.org/townhall/psor)

Medscape®  
**LIVE!**

THUR

VENUE: AULA DE

### MODERATOR



**Patrick Brunner, MD, MSc**  
Associate Professor  
Department of Dermatology  
Medical University of Vienna, Austria

### ACCREDITATION

The Faculty of Pharmaceuti  
approved the content of this

### PANELISTS



**Kilian Eyerich, MD, PhD**  
Professor  
Technical University of Munich  
Munich, Germany



**Joel M. Gelfand**  
Professor of De  
and of Epidemio  
Vice Chair of Cl  
Medical Directo  
Studies Unit  
Director, Psoria  
Treatment Cent  
University of Pe  
School of Medie  
United States

Supported by an independent educational sponsorship from  
Eli Lilly and Company.

*Lilly*

# er the Risk of Comorbidities? ne Evidence

riasis-comorbidities-registration

**SDAY, DECEMBER 13, 2018**

**TIME: 11:00 AM – 12:30 PM**

**LOCATION: VIENNA, AUSTRIA**

**ER WISSENSCHAFTEN | ROOM: JESUITENSAAL**

ical Medicine of the Royal Colleges of Physicians of the United Kingdom (FPM) has reviewed and  
s educational activity and allocated it 1.5 continuing professional development credit (CPD).

**nd, MD**

ermatology

ology

linical Research and

or, Dermatology Clinical

sis and Phototherapy

er

ennsylvania Perelman

icine



**Kristian D.J. Reich, MD, PhD**

Partner

DERMATOLOGIKUM, Berlin

Contract Researcher

SCIderm Research Institute, Hamburg

Professor

Georg-August-University, Göttingen

Germany

**Medscape**  
EDUCATION

# Industry Supported Sessions

## Complimentary Non-CME Symposium

THURSDAY, DECEMBER 13, 2018

11.00 - 12.30

### **Does Psoriasis Treatment Alter the Risk of Comorbidities? Examining the Evidence**

Symposium supported by Eli Lilly

*Chair: Kilian Eyerich, Munich, Germany*

- 11.00 - 11.10** Psoriasis and Comorbidities: An Overview  
*Kilian Eyerich, Munich, Germany*
- 11.10 - 11.25** The Role of Cytokines in the Pathogenesis of Psoriasis and Associated Comorbidities  
*Patrick Brunner, Vienna, Austria*
- 11.25 - 11.45** Does Psoriasis Treatment affect Cardiovascular Disease?  
*Joel Gelfand, Philadelphia, PA, USA*
- 11.45 - 12.05** Psoriasis and Psyche: What Do We Know?  
*Kristian Reich, Berlin, Germany*
- 12.05 - 12.25** Panel Discussion and Audience Q&A:  
Implications for Psoriasis Management  
*All faculty*
- 12.25 - 12.30** Concluding Remarks and Close  
*Kilian Eyerich, Munich, Germany*



## Complimentary Non-CME Symposium

FRIDAY, DECEMBER 14, 2018

08.30 - 09.30

### Discover the potential: exploring new frontiers of IL-23 inhibitors

Symposium supported by Janssen

Breakfast available 30 minutes before the symposium.

*Chairs: Antonio Costanzo, Milano, Italy & Kilian Eyerich, Munich, Germany*

- 08.30 - 08.35**      **Welcome and introduction**  
*Antonio Costanzo, Milano, Italy*
- 08.35 - 08.55**      **Advancing the science of psoriasis:  
the underlying pathology and the role IL-23**  
*Antonio Costanzo, Milano, Italy*
- 08.55 - 09.15**      **New horizons in managing psoriasis:  
individualizing care one patient at a time**  
*Kilian Eyerich, Munich, Germany*
- 09.15 - 09.25**      **Interactive Q&A session**  
*Antonio Costanzo, Milano, Italy &  
Kilian Eyerich, Munich, Germany*
- 09.25 - 09.30**      **Summary and closing**  
*Kilian Eyerich, Munich, Germany*

Janssen-Sponsored Satellite Symposium at the  
3rd Inflammatory Skin Disease Summit (ISDS 2018)

# Discover the potential: exploring new frontiers of IL-23 inhibitors

Speakers

**Antonio Costanzo**

**Kilian Eyerich**

**14 December 2018**

**08:30–09:30**

(breakfast available 30 minutes before the symposium)

**Aula der Wissenschaften**

**Vienna, Austria**

With the support of Janssen Pharmaceutical Companies of Johnson & Johnson in EMEA

Janssen Pharmaceutica NV  
Turnhoutseweg 30  
B-2340 Beerse, Belgium

Date of preparation: November 2018  
PHEM/IMM/0518/0021n

## Learning objectives

After this meeting, participants should be able to:

- Explain psoriasis pathogenesis and its relation to the development of novel targeted immune therapies
- Evaluate key learnings from the latest clinical data and consider how these can be utilized to improve the management of patients with psoriasis

## Programme

08:30–08:35 **Welcome and introduction**

Antonio Costanzo

08:35–08:55 **Advancing the science of psoriasis: the underlying pathology and the role of IL-23**

Antonio Costanzo

08:55–09:15 **New horizons in managing psoriasis: individualizing care one patient at a time**

Kilian Eyerich

09:15–09:25 **Interactive Q&A session**

Antonio Costanzo and Kilian Eyerich

09:25–09:30 **Summary and closing**

Kilian Eyerich

## Complimentary Non-CME Symposium

FRIDAY, DECEMBER 14, 2018

12.00 - 13.30

### **THE GREAT DEBATE: Should the Treatment Paradigm for Mild to Moderate Atopic Dermatitis (AD) Evolve?**

Symposium supported by Pfizer

Program and speakers T.B.A.

Lunch will be provided

Following the symposium, attendees will be able to answer:

- Is Subclinical Inflammation Significant in Mild to Moderate AD?
- Is the Treatment Goal Symptom Relief or Long-Term Control for Patients With Mild to Moderate AD?
- Can Existing Prescription Therapies Support Evolving Goals for Patients With Mild to Moderate AD?



## Complimentary CME Symposium

SATURDAY, DECEMBER 15, 2018

08.00 - 09.30

### **Atopic Dermatitis and Beyond: Pathogenic and Therapeutic Advances**

This activity is supported by an independent educational grant from Sanofi Genzyme.

Breakfast available 30 minutes before the symposium.

- 08.00 - 08.10** Introduction  
*Emma Guttman-Yassky, New York, NY, USA*
- 08.10 - 08.35** Atopic Dermatitis: Emerging as a cytokine-driven disease and novel therapeutic developments  
*Emma Guttman-Yassky, New York, NY, USA*
- 08.35 - 8.55** Pediatric atopic dermatitis-pathogenic and therapeutic advances and implications for the atopic march  
*Patrick M. Brunner, Vienna, Austria*
- 08.55 - 09.20** Th2 Inhibition beyond atopic dermatitis  
*Frank O. Nestle, Boston, MA, USA*
- 09.20 - 09.30** Panel discussion  
*Emma Guttman-Yassky, New York, NY, USA*  
*Patrick M. Brunner, Vienna, Austria*  
*Frank O. Nestle, Boston, MA, USA*

# THE GREAT DEBATE:

## Should the Treatment Paradigm for Mild to Moderate Atopic Dermatitis (AD) Evolve?

FRIDAY, 14 DECEMBER 2018 | 12:00-13:30

ROOM: JESUITENSAAL (2nd Floor) *Lunch will be provided*

---

**Following the symposium, attendees will be able to answer:**

- Is Subclinical Inflammation Significant in Mild to Moderate AD?
- Is the Treatment Goal Symptom Relief or Long-Term Control for Patients With Mild to Moderate AD?
- Can Existing Prescription Therapies Support Evolving Goals for Patients With Mild to Moderate AD?

---

Visit us at **BOOTH 3**

This event is sponsored by Pfizer working in collaboration with the event speakers.



[www.pfizer.com](http://www.pfizer.com)

PP-CRI-GLB-0127 November 2018 ©2018 Pfizer Inc. All rights reserved.

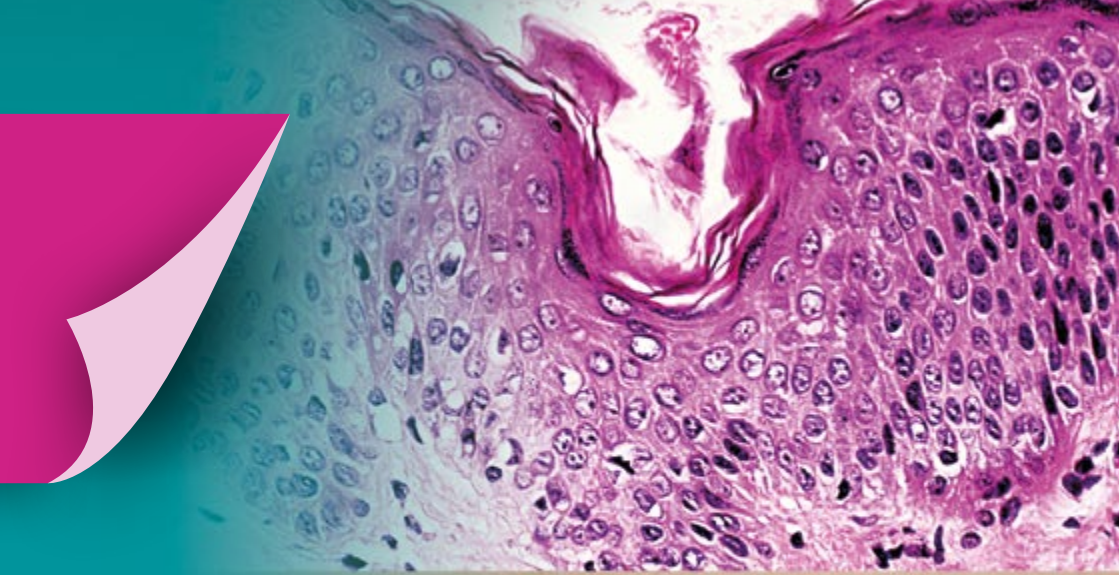



Image supplied with permission by DermNet New Zealand.





# A *Passion* for Science and a Commitment to Dermatology

Dermavant is proud to support the **Inflammatory Skin Disease Summit**

Dermavant Sciences is a clinical-stage biopharmaceutical company whose goal is to develop and commercialize innovative therapies for inflammatory skin diseases and medical dermatologic conditions. Our current pipeline consists of **five product candidates intended to improve patients' lives** by targeting five different conditions with significant unmet medical needs. The patient is at the heart of everything we do.

## Sponsors & Exhibitors

### Platinum Level Sponsorship



### Gold Level Sponsorship



### Silver Level Sponsorship



### Travel Fellowships



### Other Contributors



Explore our booth to learn more about how to **RECOGNISE,**

What are the **causes** of  
**generalized pustular psoriasis**  
and **palmoplantar pustulosis**?



How does **interleukin-36**  
drive the pathology in  
**pustular psoriasis**?

Daring to  
transform



immunology

Images courtesy of Waikato District Health Board, 2018. Reprinted with permission of DermNet New Zealand. [Torso and hands]

# UNDERSTAND and DIFFERENTIATE pustular psoriasis



Why is **pustular psoriasis** considered a **distinct entity** to **psoriasis**?

Reprinted with permission of DermNet New Zealand. [Feet]



**Boehringer  
Ingelheim**

# ERGEBNISSE

die sich

## PATIENTEN WÜNSCHEN



PLAQUE PSORIASIS <sup>1</sup> & PSORIASIS ARTHRITIS <sup>1</sup>

**OTEZLA® – DIE OPTION DIREKT NACH EINER KONVENTIONELLEN SYSTEMTHERAPIE**

- + Umfassende und anhaltende Wirksamkeit <sup>1,5</sup>
- + Überzeugendes Langzeit-Sicherheitsprofil <sup>1,6,7,\*\*</sup>
- + Alltagsauglichkeit <sup>1</sup>

AT-2018-OTZ-0061

Aktuelle Beiträge zur Plaque Psoriasis und Psoriasis Arthritis finden Sie auf [psaundo.at/info](http://psaundo.at/info)

1. Fachinformation Otezla® (Stand Oktober 2018). 2. Papp K et al., J Am Acad Dermatol. 2015; 73(1):37–49. 3. Kavanaugh A et al., J Rheumatol 2015; 42(3):479–484. 4. Kavanaugh A et al., Ann Rheum Dis. 2014; 73(6):1020–6. 5. Bissonnette et al., J Am Acad Dermatol. 2016; 75(1):99–105; 6. Papp K et al.; Poster 2347 präsentiert am 74. Annual Meeting of the American Academy of Dermatology AAD; 4.–8. März 2016; Washington D.C. 7. Crowley J, Wollenhaupt J, Reich K, et al. Abstract #4927. Presented at: the 75th Annual Meeting of the American Academy of Dermatology; March 3–7, 2017; Orlando FL. Referenzen zur Aussage „Ergebnisse, die sich Patienten wünschen“ Fachinformation Otezla® (Stand November 2017); Lebwohl MG et al., J Am Acad Dermatol. 2014; 70(5):871–881; Augustin M et al., First Patient-Reported Insights From a Multinational, Retrospective, Cross-Sectional Study of Real-World Experience of Psoriasis Patients Treated With Apremilast in Clinical Dermatology Practice (APPRECIATE), presented at: the 26th Congress of the European Academy of Dermatology and Venerology; September 13–17, 2017; Geneva, Switzerland. \*Indikation laut FKI

\*\* Zusammenfassung des Sicherheitsprofils laut Fachinformation: Die in klinischen Phase-III-Studien am häufigsten berichteten Nebenwirkungen waren Erkrankungen des Gastrointestinaltrakts (GIT) einschließlich Diarrhoe (15,7 %) und Übelkeit (13,9 %). Diese GIT-Nebenwirkungen waren meist leicht bis mäßig ausgeprägt, wobei 0,3 % der Patienten mit Diarrhoe und 0,3 % der Patienten mit Übelkeit über starke Beschwerden berichteten. Diese Nebenwirkungen traten im Allgemeinen innerhalb der ersten 2 Wochen der Behandlung auf und bildeten sich in der Regel innerhalb von 4 Wochen wieder zurück. Zu den weiteren am häufigsten berichteten Nebenwirkungen gehörten Infektionen der oberen Atemwege (8,4 %), Kopfschmerz (7,9 %) und Spannungskopfschmerz (7,2 %). Insgesamt wurden die meisten Nebenwirkungen als leicht oder mäßig eingestuft. Die häufigsten Nebenwirkungen, die in den ersten 16 Wochen der Behandlung zum Therapieabbruch führten, waren Diarrhoe (1,7 %) und Übelkeit (1,5 %). Die Gesamtinzidenz schwerwiegender Nebenwirkungen war gering und ließ nicht erkennen, dass ein bestimmtes Organsystem besonders betroffen gewesen wäre. Überempfindlichkeitsreaktionen wurden in klinischen Studien mit Apremilast gelegentlich beobachtet. Bitte beachten Sie zusätzlich die jeweils gültige Version der Fachinformation.





Medical solutions  
for the skin,  
our interface  
with the world.

 GALDERMA

The visual pattern depicted here is representative of the adapalene molecule, a Galderma medical skin management solution.



— we help people  
achieve healthy skin

**Take the opportunity to visit our booth at ISDS 2018  
to meet and discuss with our team and explore  
LEO Pharma's dedication to dermatology**

LEO Pharma at ISDS 2018

**LEO®**

MAT-21066 · LEO and the LEO Lion Design are registered trademarks of LEO Pharma A/S. ©2018 LEO Pharma Inc.



## Medicinal products information concerning page 67

Dieses Arzneimittel unterliegt einer zusätzlichen Überwachung. Dies ermöglicht eine schnelle Identifizierung neuer Erkenntnisse über die Sicherheit. Angehörige von Gesundheitsberufen sind aufgefordert, jeden Verdachtsfall einer Nebenwirkung zu melden. Hinweise zur Meldung von Nebenwirkungen, siehe Abschnitt 4.8. der Fachinformation

### BEZEICHNUNG DES ARZNEIMITTELS

Cosentyx® 150 mg Injektionslösung in einem Fertigpen  
Cosentyx® 150 mg Injektionslösung in einer Fertigspritze

### QUALITATIVE UND QUANTITATIVE ZUSAMMENSETZUNG

Ein Fertigpen enthält 150 mg Secukinumab\* in 1 ml.  
Eine Fertigspritze enthält 150 mg Secukinumab\* in 1 ml.

\*Secukinumab ist ein gegen Interleukin 17A gerichteter, rekombinanter, vollständig humaner monoklonaler Antikörper. Secukinumab gehört zur IgG1/k Klasse und wird in Ovarialzellen des chinesischen Hamsters (CHO-Zellen) produziert.

### Liste der sonstigen Bestandteile

Trehalose-Dihydrat  
L Histidin  
L Histidinhydrochlorid-Monohydrat  
L Methionin  
Polysorbat 80  
Wasser für Injektionszwecke

### Anwendungsgebiete

#### Plaque-Psororiasis

Cosentyx ist angezeigt für die Behandlung erwachsener Patienten mit mittelschwerer bis schwerer Plaque-Psororiasis, die für eine systemische Therapie in Frage kommen.

#### Psoriasis-Arthritis (PsA)

Cosentyx, allein oder in Kombination mit Methotrexat (MTX), ist angezeigt für die Behandlung erwachsener Patienten mit aktiver Psoriasis-Arthritis, wenn das Ansprechen auf eine vorhergehende Therapie mit krankheitsmodifizierenden Antirheumatika (DMARD) unzureichend gewesen ist (siehe Abschnitt 5.1 der Fachinformation).

#### Ankylosierende Spondylitis (AS; Morbus Bechterew)

Cosentyx ist angezeigt für die Behandlung erwachsener Patienten mit aktiver ankylosierender Spondylitis, die auf eine konventionelle Therapie unzureichend angesprochen haben.

### Gegenanzeigen

Schwere Überempfindlichkeitsreaktionen gegen den Wirkstoff oder einen der in Abschnitt 6.1. der Fachinformation genannten sonstigen Bestandteile.

Klinisch relevante, aktive Infektion (z. B. aktive Tuberkulose; siehe Abschnitt 4.4 der Fachinformation).

**Pharmakotherapeutische Gruppe:** Immunsuppressiva, Interleukin-Inhibitoren, ATC-Code: L04AC10

### INHABER DER ZULASSUNG

Novartis Europharm Limited  
Vista Building  
Elm Park, Merrion Road  
Dublin 4  
Irland

Informationen betreffend Warnhinweise und Vorsichtsmaßnahmen für die Anwendung, Wechselwirkung mit anderen Mitteln, Nebenwirkungen und Gewöhnungseffekte sind den veröffentlichten Fachinformationen zu entnehmen.

Version: 04/2018

## Medicinal products information concerning page 64

### Fachkurzinformation: Otezla® 10 mg/20 mg/30 mg Filmtabletten. Qualitative und quantitative Zusammensetzung:

Jede Filmtablette enthält 10 mg/20 mg/30 mg Apremilast. **Sonstige Bestandteile:** mikrokristalline Cellulose, Croscarmellose-Natrium, 57 mg Lactose (als Lactose-Monohydrat, nur 10 mg Filmtabletten), 114 mg Lactose (als Lactose-Monohydrat, nur 20 mg Filmtabletten), 171 mg Lactose (als Lactose-Monohydrat, nur 30 mg Filmtabletten), Magnesiumstearat (Ph.Eur.), Poly(vinylalkohol), Titandioxid (E 171), Macrogol 3350, Talkum, Eisen(III)-oxid (E172). **Anwendungsgebiete:** Psoriasis-Arthritis: Otezla allein oder in Kombination mit krankheitsmodifizierenden antirheumatischen Arzneimitteln (DMARDs) ist indiziert zur Behandlung der aktiven Psoriasis-Arthritis (PsA) bei erwachsenen Patienten, die auf eine vorangegangene DMARD-Therapie unzureichend angesprochen oder diese nicht vertragen haben. Psoriasis: Otezla ist indiziert zur Behandlung der mittelschweren bis schweren chronischen Plaque-Psororiasis bei erwachsenen Patienten, die auf eine andere systemische Therapie, wie Ciclosporin oder Methotrexat oder Psoralen in Kombination mit UVA-Licht (PUVA), nicht angesprochen haben oder bei denen eine solche Therapie kontraindiziert ist oder die diese nicht vertragen haben. **Gegenanzeigen:** Überempfindlichkeit gegen den Wirkstoff oder einen der sonstigen Bestandteile; Schwangerschaft. **Inhaber der Zulassung:** Celgene Europe BV, Wynthoutlaan 6 N, 3526KV Utrecht, Niederlande. **Zulassungsnummer:** EU/1/14/981/001 (10 mg/20 mg/30 mg Filmtabletten), EU/1/14/981/002 (30 mg Filmtabletten à 56 Stück), EU/1/14/981/003 (30 mg Filmtabletten à 168 Stück). **Verschreibungspflicht/Apothekenpflicht:** Rezept- und apothekenpflichtig. **Pharmakotherapeutische Gruppe:** Immunsuppressiva, selektive Immunsuppressiva. **ATC-Code:** L04AA32. **Angaben zu besonderen Warnhinweisen und Vorsichtsmaßnahmen für die Anwendung, Wechselwirkungen mit anderen Arzneimitteln und sonstigen Wechselwirkungen, zu Fertilität, Schwangerschaft und Stillzeit sowie Nebenwirkungen sind der veröffentlichten Fachinformation zu entnehmen.** Stand der Information: Oktober 2018. Bitte beachten Sie zusätzlich die jeweils gültige Version der Fachinformation.



# Cosentyx® – Für mich die richtige Entscheidung

 **Cosentyx®**  
secukinumab



- Überzeugende Wirksamkeit bei PsO und PsA<sup>1-6</sup>
- Günstiges Sicherheitsprofil<sup>2,3,6-9</sup>
- Erwiesene Wirkung auch bei Manifestationen der Plaque-Psoriasis an Nägeln, Kopfhaut und palmoplantar<sup>7-9</sup>

Anhaltende Wirksamkeit  
über 5 Jahre bei PsO<sup>6</sup>

Das ist Cosentyx

 **NOVARTIS**



**Referenzen:** 1) Langley RG et al., NEJM 2014, Vol. 371 (4): 326-338. 2) Thaci D et al., J Am Acad Dermatol. 2015 Sep;73(3):400-9. 3) Blauvelt A et al., J Am Acad Dermatol., 2017 Jan;76(1):60-69.e9. 4) McInnes IB et al., Lancet 2015; 386:1137-46. 5) Cosentyx® Fachinformation, Stand 04/2018. 6) Bissonette R et al., J Eur Acad Dermatol Venereol 2018; DOI: 10.1111/jdv.14878. [Epub ahead of print]. 7) Gottlieb AB et al., J Am Acad Dermatol. 2017 Jan;76(1):70-80. 8) Bagel MD et al., J Am Acad Dermatol. 2017 Oct;77(4):667-674. 9) Reich K et al., Secukinumab Provides Long Lasting Complete Relief for Patients With Difficult-to-Treat Palmoplantar, Nail, and Scalp Psoriasis: Results From 3 Phase III Placebo-Controlled Randomized Trials. Poster 7382, präsentiert am AAD 2018, <https://www.aad.org/eposters/Submissions/getFile.aspx?id=7382&type=sub>, letzter Zugriff 18.04.2018. **Glossar:** Plaque-Psoriasis (PsO), Psoriasis-Arthritis (PsA).

Novartis Pharma GmbH | Stella-Klein-Loew-Weg 17 | 1020 Wien | [www.novartis.at](http://www.novartis.at) | +43 1 866 57-0 | Datum der Erstellung: 04/2018 | AT1804819894

Provided by the  
**Austrian Academy of Sciences**

**ÖAW**

AUSTRIAN  
ACADEMY OF  
SCIENCES



[www.isds2018.org](http://www.isds2018.org)



3<sup>rd</sup> Inflammatory Skin Disease Summit 2018